



2011-12 ULM MEN'S BASKETBALL

ULM MEDIA RELATIONS • JEREMY STEVENS • MEN'S BASKETBALL CONTACT
318-547-5134 • JSTEVENS@ULM.EDU • ULMWARHAWKS.COM

ULM SCHEDULE/RESULTS

Overall:	0-6	Sun Belt:	0-0
Home:	0-2	Home:	0-0
Away:	0-4	Away:	0-0
Neutral:	0-0	Neutral:	0-0

EXHIBITION

Date	Opponent	Time/Result
Nov. 1	LUBBOCK CHRISTIAN (EXH.)	W, 67-63
Nov. 7	PHILANDER SMITH (EXH.)	W, 82-69

REGULAR SEASON

Date	Opponent	Time/Result
Nov. 11	at Ole Miss	L, 38-60
Nov. 14	INDIANA STATE	L, 59-71
Nov. 16	at Tennessee	L, 62-85
Nov. 19	at Southeastern Louisiana	L, 60-63
Nov. 21	at Mississippi State	L, 63-78
Nov. 26	HARDING	L, 68-71
Nov. 28	at Nicholls State	6:30 p.m.

Dec. 3	LOUISIANA TECH	7:30 p.m.
Dec. 10	at Texas A&M	7 p.m.
Dec. 12	NICHOLLS STATE	7 p.m.
Dec. 15	NORTHWESTERN STATE	7 p.m.
Dec. 19	at UNLV	8 p.m.
Dec. 21	at Indiana State	7 p.m.
Dec. 28	WESTERN KENTUCKY*	7:30 p.m.
Dec. 31	ARKANSAS STATE*	4 p.m.

Jan. 5	at Florida Atlantic*	6 p.m.
Jan. 7	at FIU*	6:30 p.m.
Jan. 12	UALR*	7:30 p.m.
Jan. 14	NORTH TEXAS*	4 p.m.
Jan. 19	DENVER*	7:30 p.m.
Jan. 21	at Troy*	7:30 p.m.
Jan. 28	UL-LAFAYETTE*	4 p.m.

Feb. 2	at Arkansas State* (SBN)	8 p.m.
Feb. 4	at UALR*	7 p.m.
Feb. 11	SOUTH ALABAMA*	2 p.m.
Feb. 16	at North Texas*	7 p.m.
Feb. 18	at Denver*	5 p.m.
Feb. 23	MIDDLE TENNESSEE*	7:30 p.m.
Feb. 25	at UL-Lafayette*	7:15 p.m.

All time Central

BOLD CAPS denotes home games

*denotes Sun Belt Conference games

ULM NAME USAGE

We are ULM. Please note that there are only two correct versions of our institution's name, the preferred acronym ULM and the full name, the University of Louisiana at Monroe. Any other reference, including Louisiana-Monroe, UL-Monroe, La.-Monroe, LAM, or simply Monroe, is incorrect. Additionally, all women's athletic teams are known simply as Warhawks -- not Lady Warhawks or Lady Hawks.



ULM WARHAWKS (0-6, 0-0 SUN BELT) VS. NICHOLLS STATE COLONELS (1-5, 0-0 SOUTHLAND)

Date	Monday, Nov. 28, 2011
Tipoff	6:30 p.m. CT
Location	Stopher Gym (Thibodaux, La.)
Series History	ULM leads 53-16
Last Meeting	L, 65-78 (2007-08)
Coaches	Nicholls' J.P. Piper (79-128) vs. ULM's Keith Richard (157-147)
Radio	103.5 FM, Nick White (pbp)
Live Stats	ulmwarhawks.com

WARHAWK QUICK HITS

- ULM is in its 61st season of basketball. The Warhawks have won 10 regular season conference championships, eight conference tournament championships and have made seven NCAA Tournament appearances.
- ULM returns three starters and eight letterwinners off a team that finished 7-24 overall, 2-14 in the Sun Belt last season. The Warhawks also welcome in five newcomers. ULM was picked to finish sixth in the West Division of the Sun Belt Conference.
- Senior guard Fred Brown is off to a solid start this season, averaging 15.7 points and 2.8 assists per game. Brown entered last week ranked sixth in the Sun Belt in scoring and tied for eighth in 3-pointers made.
- Sophomore guard Charles Winborne notched a career-best 18 points on 7-of-12 shooting from the field Saturday against Harding. Winborne connected on 3 of 6 from beyond the arc, giving him at least one 3-pointer in all six games. Winborne leads the Warhawks in 3-pointers (14) and 3-point percentage (.500).
- Freshman Trent Mackey scored 13 points -- 10 in the second half -- for his best game in a ULM uniform. Mackey connected on 5 of 9 shots from the field and 3 of 5 shots from beyond the arc. Mackey is 9-of-19 from 3 this season.
- ULM scored a season-best 68 points against Harding, including a season-high 44 points in the second half.
- The Warhawks are shooting 41.4 percent from the field, 37.5 percent from beyond the arc and 65.5 percent from the free-throw line this season.
- ULM has dominated the all-time series with Nicholls State with a 53-16 advantage. The Colonels did win the last meeting 78-65 in Thibodaux back in 2007-08.

ULM PROBABLE STARTERS

NO.	NAME	POS.	HT.	WT.	YR.	HOMETOWN	PPG	RPG	APG
41	Fabio Ribeiro	C	6-10	250	Sr.	Caetanolopolis, Brazil	4.5	4.8	0.3
5	Christian Bibi Ndongo	F	6-8	195	Sr.	Yaounde, Cameroon	3.5	3.5	0.5
3	Marcelis Hansberry	G	6-0	180	So.	Jackson, Miss.	6.5	2.2	2.2
24	Hugh Mingo	G	6-3	175	Sr.	West Monroe, La.	5.0	3.2	0.8
55	Fred Brown	G	6-2	190	Sr.	West Palm Beach, Fla.	15.7	2.5	2.8

ULM OFF THE BENCH

NO.	NAME	POS.	HT.	WT.	YR.	HOMETOWN	PPG	RPG	APG
4	R.J. McCray	G	6-2	180	So.	Arlington, Texas	4.0	1.5	0.8
10	Trent Mackey	G	6-3	180	Fr.	Tampa, Fla.	6.5	2.0	1.5
11	Charles Winborne	G	6-1	185	So.	Shreveport, La.	11.0	1.8	2.7
35	Trey Lindsey	F	6-6	205	Fr.	Austin, Texas	2.8	3.5	0.8

NICHOLLS STATE PROBABLE STARTERS

NO.	NAME	POS.	HT.	WT.	YR.	HOMETOWN	PPG	RPG	APG
2	Lachlan Prest	F	6-7	209	Fr.	Flagstaff Hill, Australia	4.7	2.0	1.5
11	Chris Talkington	F	6-6	205	So.	Grand Prairie, Texas	14.5	4.0	0.8
23	Trevon Lewis	F	6-5	200	Fr.	Houma, La.	13.8	5.5	0.7
3	Bryan Hammond	G	6-1	175	So.	New Orleans, La.	4.5	3.2	1.5
21	Shane Rillieux	G	6-2	190	Fr.	New Orleans, La.	6.7	4.5	1.5



ULM QUICK FACTS

UNIVERSITY INFORMATION

Name	ULM (University of Louisiana at Monroe)
Location	Monroe, La. (Ouachita Parish)
Founded	1931
Enrollment	8,858
Nickname/Mascot	Warhawks/Ace
Colors	Maroon & Gold
Conference	Sun Belt
Affiliation	NCAA Division I
President	Dr. Nick Bruno
Director of Athletics	Bobby Staub

HOME COURT INFORMATION

Facility	Fant-Ewing Coliseum
Capacity	7,000
Opened	1971
Playing Surface	Maple
All-Time Record	381-143
Championship Tournaments Hosted	10
Press Row Phone	(318) 342-6920

PROGRAM INFORMATION

First Season	1951-52
Total Seasons	60
All-Time Record	893-754
All-Time Conference Record	383-317
Gulf States (18 seasons)	100-98
Atlantic Sun (4 seasons)	23-11
Southland (24 seasons)	231-149
Sun Belt (5 seasons)	29-59
Winning Seasons	38
Last	2006-07 (18-14)
20-Plus Win Seasons	10
Last	2001-02 (20-12)
Regular Season Conference Championships	10
.. (1962, 1965, 1980, 1986, 1990, 1991, 1993, 1994, 1996, 1997)	
Conference Tournament Titles	8
..... (1979, 1982, 1986, 1990, 1991, 1992, 1993, 1996)	
NCAA Tournament Appearances	7
Last	1996 (Wake Forest: L, 50-62)
NIT Appearances	2
Last	1988 (Arkansas State: L, 59-70)

2010-11 SEASON RECAP

Overall Record	7-24
Home	4-9
Away	2-13
Neutral	1-2
SBC Record	2-14 (6th West)
Home	0-8
Away	2-6
SBC Tournament Record	0-1
Starters R/L	3/2
Letterwinners R/L	8/4
Newcomers (HS/TR)	5 (4/1)
Returning Scoring62 percent
Returning Rebounding58 percent

BASKETBALL STAFF

Head Coach	Keith Richard
Alma Mater	ULM, 1982
Record at ULM	7-24 (1 season)
Career Record	157-141 (10 seasons)
Assistant Coach	Cord Wright (Limestone, 2002)
Assistant Coach	Brandon Roberts (ULM, 2009)
Athletic Trainer	Jeremy Teblum (Florida State, 2009)
Strength & Conditioning	Joe Girardi (Miami, Fla., 2009)
Video Coordinator	Matt Braunscheidel (St. Bonaventure, 2006)
Academic Counselor	Elizabeth Holbert (Ole Miss, 2008)

GAME BASICS

The Warhawks travel to Thibodeaux to face Nicholls State Monday at 6:30 p.m. inside Stopher Gym. It is the first meeting between the two former Southland rivals since the 2007-08 season. The game can be heard on KLIP 105.3 FM in Monroe or online at ulmwarhawks.com, with Nick White calling the action. Live stats are available by visiting ulmwarhawks.com.

UPDATING THE WARHAWKS

ULM battled back from a 16-point halftime deficit, but came up short in a 71-68 setback against Harding on Saturday. Sophomore guard Marcelis Hansberry had a game-tying 3-pointer come up short in the final seconds. It is the second time this season that the Warhawks have lost on the final possession (60-63 at Southeastern La.).

The Warhawks shot 53.3 percent and scored a season-high 44 points in the second half against Harding. ULM also knocked in a season-best 11 3-pointers -- the most for ULM since 2010.

Sophomore guard Charles Winborne led the Warhawks with a career-best 18 points to go with four assists and a steal. Winborne connected on 7-of-12 from the field and 3-of-6 from beyond the arc. He is the only ULM player to hit at least one 3-pointer each of ULM's six games.

Fred Brown scored in double figures for the fifth straight game with 17 points on 7-of-14 shooting Saturday. It marked the 40th time in his career that he has reached double figures in scoring. Brown leads the Warhawks with 15.7 points and 2.8 assists per game.

Freshman guard Trent Mackey recorded career highs in points (13), field goals (5) and 3-pointers (3) against Harding. Mackey scored 10 of his 13 points in the second half. He has made 9-of-19 attempts from 3-point range this season.

Senior forward Christian Bibi Ndongo had a career-best four blocks against Harding. Bibi Ndongo leads the squad with seven blocks on the season.

Sophomore guard Marcelis Hansberry matched his career high with five assists against Harding. He is averaging 2.1 assists per game this season.

ULM is averaging 62.4 points and shooting 43.7 percent from the field over its last five games. The Warhawks are also making 40.2 percent of their shots from beyond the arc over that same stretch.

The Warhawks are tied for third in the Sun Belt with 42 3-point makes this season.

Nine ULM players are averaging at least 18.2 minutes per game and seven players are averaging over 20 minutes per game. Brown is the only ULM player to start in all six games and leads the team by playing an average of 30.7 minutes per game.

PREVIEWING THE COLONELS

Nicholls State enters play Monday with a record of 1-5 on the season. The Colonels have lost two straight, including a 78-57 loss at Auburn on Friday. Nicholls State is averaging 63.5 points per game and is shooting 41.5 percent from the field, 37.1 percent from beyond the arc and 64.0 percent from the free-throw line. The Colonels only win of the season came 80-70 against Houston Baptist back on Nov. 19.

Chris Talkington leads two Colonels in double-figure scoring with 14.5 points per game, while Trevon Lewis contributes 13.8 points and a team-best 5.5 rebounds per game. Talkington leads Nicholls State with 18 3-pointers and is shooting an impressive 45.0 percent from 3-point range.

J.P. Piper is 79-128 in his eighth season as the head coach at Nicholls State. Piper has led the Colonels to double-digit win totals in four consecutive seasons. He was named the Southland's Coach of the Year during the 2006-07 season.

SERIES HISTORY

ULM has a commanding 53-16 advantage in the all-time series with Nicholls State. The Warhawks are 24-8 in games played in Thibodeaux, but dropped the last meeting, 78-65, during the 2007-08 season. ULM head coach Keith Richard has never lost to Nicholls State, going 2-0 against the Colonels at Louisiana Tech.

STATS COMPARISON

CATEGORY

Overall Record	0-6	1-5
Conference Record	0-0	0-0
Points Per Game	58.3	63.5
Opp. Points Per Game	71.3	82.8
Rebounds Per Game	27.3	31.3
Rebounding Margin	-11.0	-7.7
Field Goal Pct.	.414	.415
Opp. Field Goal Pct.	.454	.469
3-Point Pct.	.375	.371
Opp. 3-Point Pct.	.375	.394
Free Throw Pct.	.655	.640
Assists Per Game	12.3	10.2
Turnovers Per Game	12.2	18.5
Turnover Margin	0.0	-5.0
Blocked Shots Per Game	2.5	1.5
Steals Per Game	5.5	4.8





CAREER TOTALS FOR CURRENT WARHAWKS

POINTS

Fred Brown.....	873
Hugh Mingo.....	325
Steven McClellan.....	144
Fabio Ribeiro.....	129
Marcelis Hansberry.....	140
R.J. McCray.....	93
Christian Bibi Ndongo.....	52
Charles Winborne.....	69
Trent Mackey.....	39
Trey Lindsey.....	17
Ife Eke.....	0
D'Andre Martin.....	0
Reginald Smith.....	0

REBOUNDS

Fred Brown.....	166
Hugh Mingo.....	166
Steven McClellan.....	113
Fabio Ribeiro.....	111
Christian Bibi Ndongo.....	52
Marcelis Hansberry.....	48
R.J. McCray.....	29
Trey Lindsey.....	21
Charles Winborne.....	12
Trent Mackey.....	12
Ife Eke.....	3
D'Andre Martin.....	0
Reginald Smith.....	0

ASSISTS

Fred Brown.....	157
Marcelis Hansberry.....	58
Hugh Mingo.....	45
R.J. McCray.....	19
Charles Winborne.....	16
Steven McClellan.....	14
Trent Mackey.....	9
Fabio Ribeiro.....	9
Christian Bibi Ndongo.....	7
Trey Lindsey.....	5
Ife Eke.....	0
D'Andre Martin.....	0
Reginald Smith.....	0

STEALS

Fred Brown.....	84
Hugh Mingo.....	46
Marcelis Hansberry.....	16
Steven McClellan.....	10
Fabio Ribeiro.....	9
R.J. McCray.....	9
Christian Bibi Ndongo.....	7
Trey Lindsey.....	4
Charles Winborne.....	3
Trent Mackey.....	2
D'Andre Martin.....	1
Ife Eke.....	0
Reginald Smith.....	0

BLOCKS (Top Five Only)

Christian Bibi Ndongo.....	15
Steven McClellan.....	9
Fabio Ribeiro.....	9
Fred Brown.....	8
Hugh Mingo.....	7

UP NEXT

ULM faces in-state rival Louisiana Tech Saturday (Dec. 3) at 7:30 p.m. inside Fant-Ewing Coliseum. It will be the fourth straight year that the two schools have met in men's basketball.

ULM CLOSING IN ON 900 WINS

In its 61st season of men's basketball, the ULM program enters the 2011-12 season just seven wins shy of 900. The men's basketball program has been one of the finest at ULM over the years as the Warhawks have captured 10 regular season conference titles, eight conference tournament championships and have appeared in the NCAA Tournament seven times and the NIT twice.

SEASON TICKET INFORMATION

The ULM Athletic Department ticket office now offers a basketball flex pack for just \$75 which includes 10 general admission tickets that are good for any home game.

Lower level reserved season tickets are available for \$150. The ULM frequent flyer pass is also still available for \$99. The frequent flyer pass is good for general admission seating to all home Warhawk football, men's and women's basketball and baseball games during the 2011-12 school year.

ULM faculty and staff can purchase lower level reserved tickets for a reduced price of \$120 or a frequent flyer pass for \$90.

WARHAWK INK TWO IN EARLY SIGNING PERIOD

ULM men's basketball head coach Keith Richard announced Thursday the signing of high school seniors Kyle Koszuta and Taylor Birchett to national letters of intent. Koszuta and Birchett are the first two players to sign with the Warhawks for the 2012-13 season.

"We are excited about Kyle and Taylor joining our team next season," Richard said. "They're great kids that come from great families and will help us move this program forward."

Koszuta, a 6-1 point guard, attends Niceville High School in Niceville, Fla. Koszuta averaged 16.1 points and 1.5 assists as a junior, helping the Eagles to a 15-9 record. He scored a season-best 31 points on 12-of-23 shooting against Bainbridge (Ga.) last season.

Birchett, a 6-4 shooting guard, attends Roswell High School in Roswell, Ga. He led his team in scoring with 16.5 points as a junior and helped Roswell to its first Georgia 'Sweet 16' appearance in 14 years. He shot 43.2 percent from the field (118-of-273) and 40.3 percent from 3-point range (54-of-134) as a junior and was named to the 6-5A all-region team and the All-North Fulton Prep Rally first team.

EKE, MCCLELLAN TO REDSHIRT IN 2011-12

ULM men's basketball head coach Keith Richard announced Tuesday that sophomores Ife Eke and Steven McClellan will redshirt during the 2011-12 season and each will have three years of eligibility remaining starting next season. The Warhawks will play the season with eight scholarship players.

Eke suffered a season-ending injury by tearing his anterior cruciate ligament (ACL) in practice last week and is expected to have surgery in the near future. McClellan will also sit out the season as a redshirt due to personal reasons.

FAMILIAR FOES

ULM will renew in-state rivalries against former Southland Conference foes Northwestern State, Southeastern Louisiana and Nicholls State in 2011-12. The Warhawks will also face Louisiana Tech for the fourth consecutive season.

ULM has faced Northwestern State more than any other team as the two will meet for the 118th time this season. The Warhawks and Demons have not faced each other since 2005-06, the last season ULM competed in the Southland. Similarly, the Warhawks will meet Southeastern Louisiana for the 91st time and Nicholls State for the 71st time in school history.

BROWN TABBED PRESEASON ALL-SUN BELT

Senior guard Fred Brown has picked up plenty of preseason accolades as he was named to virtually everyone's preseason All-Sun Belt team. Brown was chosen to All-Sun Belt Third Team by the conference coaches and College Sports Madness. Brown was also picked as one of the top five players in the Sun Belt by Jon Teitel of collegehoops.net.

BROWN, MINGO NAMED TEAM CAPTAINS

Head Coach Keith Richard named seniors Fred Brown and Hugh Mingo team captains for the 2011-12 season. Brown and Mingo are the two leading returning scorers from last season. They combined to make 58 starts and averaged over 32 minutes per game a year ago.

WARHAWKS PICKED SIXTH IN SUN BELT WEST DIVISION

ULM was picked to finish sixth in the West Division of the Sun Belt by its conference coaches. Arkansas State received 64 points and was picked to win the West, followed by UL-Lafayette (60), North Texas (50), Denver (40), UALR (26) and ULM (12).

Florida Atlantic got all but one first-place vote to earn the top spot in the East Division. The Owls were followed by Middle Tennessee (59), Western Kentucky (41), South Alabama (33), FIU (31) and Troy (17).

FANT-EWING COURT GETS NEW LOOK

The court inside Fant-Ewing Coliseum will have a new look to it when the ULM men's and women's basketball teams begin play in November.

The court has been redesigned and repainted with a fresh look, which includes the primary ULM logo at center court and "Warhawks" on each baseline. It is the first major renovation to the court since the fall of 2006.

The redesign also accommodates the new women's 3-point line, which moves back a foot to 20 feet, 9 inches (the same as the men) and the addition of the charge circle underneath each basket.

Fant-Ewing Coliseum has received several upgrades since 2009, including a new scoreboard and new scorer's tables.



SUN BELT STANDINGS

WEST DIVISION	Sun Belt			Overall		
	W	L	Pct.	W	L	Pct.
Middle Tennessee	0	0	.000	6	1	.857
Florida Atlantic	0	0	.000	3	4	.429
South Alabama	0	0	.000	2	2	.500
FIU	0	0	.000	2	3	.400
Troy	0	0	.000	2	3	.400
Western Kentucky	0	0	.000	2	5	.286

WEST DIVISION	Sun Belt			Overall		
	W	L	Pct.	W	L	Pct.
Denver	0	0	.000	4	1	.800
UL-Lafayette	0	0	.000	3	4	.429
UALR	0	0	.000	2	4	.333
North Texas	0	0	.000	1	2	.333
Arkansas State	0	0	.000	1	4	.250
ULM	0	0	.000	0	6	.000



MID-MAJOR TOP 25 (Nov. 21, 2011)

No.	School	Record	Pts.	Prev.
1.	Gonzaga (26)	3-0	765	1
2.	Creighton (2)	4-0	739	2
3.	Cleveland State (3)	3-0	684	4
4.	Harvard	3-0	617	8
5.	Belmont	2-2	609	3
6.	Kent State	2-0	587	14
7.	Iona	2-1	582	6
8.	Long Beach State	2-1	506	18
9.	Saint Mary's	2-0	504	11
10.	Wichita State	2-2	495	5
11.	Weber State	3-0	376	19
12.	UC Santa Barbara	3-0	369	23
13.	Indiana State	3-0	313	20
14.	Butler	1-2	299	9
15.	George Mason	2-2	275	7
16.	BYU	2-1	264	15
17.	Drexel	1-2	216	10
18.	Akron	2-2	193	12
19.	VCU	2-2	177	13
20.	Detroit	2-1	153	16
21.	College of Charleston	3-0	144	NR
22.	Middle Tennessee	4-1	140	NR
23.	Fairfield	2-2	124	17
24.	Valparaiso	5-1	111	NR
25.	Oakland	1-2	81	24

OTHERS RECEIVING VOTES: Missouri State 75, Texas San Antonio 74, Evansville 66, Murray State 60, Davidson 59, Old Dominion 59, Northern Iowa 56, North Dakota State 49, Coastal Carolina 35, Norfolk State 27, Bradley 20, Milwaukee 20, Miami 18, Siena 17, Denver 14, Cal State Fullerton 13, Portland 11, Florida Atlantic 10, San Francisco 8, Wagner 8, Princeton 7, Stony Brook 7, Bucknell 6, Presbyterian 6, Campbell 5, Oral Roberts 5, Wright State 5, South Dakota State 4, Utah Valley 4, Hofstra 2, East Tennessee State 1, Elon 1.

ULM ADDS FIVE PLAYERS FOR 2011-12

The Warhawks welcome in four new players for the 2011-12 season plus the addition of sophomore transfer Charles Winborne, who practiced with the team but sat out last season. Winborne joins four freshmen -- Trey Lindsey, Trent Mackey, D'Andre Martin and Reginald Smith -- as newcomers.

A 6-1 guard, Winborne saw limited action during his freshman season at Loyola-Chicago before transferring to ULM. He is expected to be a key player for the Warhawks this season.

A 6-6 forward, Lindsey joins the Warhawks after a solid prep career at Bowie High School in Austin, Texas. Lindsey averaged 14 points, five rebounds and four assists during his senior season.

A 6-3 guard, Mackey finished his prep career as one of the top players in his school's history. Mackey averaged 20.9 points, 3.9 rebounds, 2.8 assists and 1.9 steals per game as a senior for Newsome High School in Tampa, Fla. He finished second in career scoring at Newsome and he holds the school record for most 3-pointers made in a season and career.

A 6-2 guard, Martin -- the nephew of former ULM great Terry Martin -- earned District 2-3A MVP as a senior for local Richwood High School. He averaged 22 points, 12 rebounds, four assists and three steals as a senior while also earning Louisiana Sports Writers Association First-Team All-State honors.

A 6-0 guard, Smith earned second-team Louisiana 3A All-State honors during his senior season for Caldwell High School. He averaged 22.3 points, eight assists and three assists during his senior season.

MISC. STATS

Largest halftime lead.....	n/a
Largest halftime deficit.....	22, at Ole Miss (11/11/11)
Largest halftime lead surrendered to lose.....	n/a
Largest halftime deficit overcome to win.....	n/a
Largest lead at any time.....	8, at Mississippi State (11/21/11)
Largest deficit at any time.....	26, at Ole Miss (11/11/11)
Largest lead surrendered to lose.....	8, at Mississippi State (11/21/11)
Largest deficit overcome to win.....	n/a
Largest margin of victory.....	n/a
Largest margin of defeat.....	23, at Tennessee (11/16/11)
Most points scored in a half.....	44 (second half), vs. Harding (11/26/11)
Fewest points scored in a half.....	11, at Ole Miss (11/11/11)
Most points allowed in a half.....	52, at Tennessee (11/16/11)
Fewest points allowed in a half.....	24, at Southeastern La. (11/19/11)



2011-12 ROSTER

NUMERICAL ROSTER

##	Name	Pos.	Cl.	Ht.	Wt.	Hometown (Previous School)
3	Marcelis Hansberry	G	So.	6-0	180	Jackson, Miss. (Provine HS)
4	R.J. McCray	G	So.	6-2	180	Arlington, Texas (Grace Prep Academy)
5	Christian Bibi Ndongo	F	Sr.	6-8	195	Yaounde, Cameroon (John Wood CC)
10	Trent Mackey	G	Fr.	6-3	180	Tampa, Fla. (Newsome HS)
11	Charles Winborne	G	So.	6-1	185	Shreveport, La. (Loyola-Chicago)
14	Ife Eke*	F	So.	6-7	210	Lagos, Nigeria (Northwest Rankin HS)
15	Steven McClellan*	C	So.	6-7	250	Fresno, Calif. (Edison HS)
23	Reginald Smith	G	Fr.	6-0	160	Columbia, La. (Caldwell HS)
24	Hugh Mingo	G	Sr.	6-3	175	West Monroe, La. (South Plains CC)
33	D'Andre Martin	G	Fr.	6-2	195	Monroe, La. (Richwood HS)
35	Trey Lindsey	F	Fr.	6-6	205	Austin, Texas (Bowie HS)
41	Fabio Ribeiro	C	Sr.	6-10	250	Caetopolis, Brazil (New Mexico JC)
55	Fred Brown	G	Sr.	6-2	190	West Palm Beach, Fla. (Kansas State)

*Will redshirt during the 2011-12 season

ALPHABETICAL ROSTER

##	Name	Pos.	Cl.	Ht.	Wt.	Hometown (Previous School)
5	Christian Bibi Ndongo	F	Sr.	6-8	195	Yaounde, Cameroon (John Wood CC)
55	Fred Brown	G	Sr.	6-2	190	West Palm Beach, Fla. (Kansas State)
14	Ife Eke*	F	So.	6-7	210	Lagos, Nigeria (Northwest Rankin HS)
3	Marcelis Hansberry	G	So.	6-0	180	Jackson, Miss. (Provine HS)
35	Trey Lindsey	F	Fr.	6-6	205	Austin, Texas (Bowie HS)
10	Trent Mackey	G	Fr.	6-3	180	Tampa, Fla. (Newsome HS)
33	D'Andre Martin	G	Fr.	6-2	195	Monroe, La. (Richwood HS)
15	Steven McClellan*	C	So.	6-7	250	Fresno, Calif. (Edison HS)
4	R.J. McCray	G	So.	6-2	180	Arlington, Texas (Grace Prep Academy)
24	Hugh Mingo	G	Sr.	6-3	175	West Monroe, La. (South Plains CC)
41	Fabio Ribeiro	C	Sr.	6-10	250	Caetopolis, Brazil (New Mexico JC)
23	Reginald Smith	G	Fr.	6-0	160	Columbia, La. (Caldwell HS)
11	Charles Winborne	G	So.	6-1	185	Shreveport, La. (Loyola-Chicago)

*Will redshirt during the 2011-12 season

COACHING STAFF

Head Coach: Keith Richard, second season at ULM

Assistant Coach: Cord Wright, second season at ULM

Assistant Coach: Brandon Roberts, second season at ULM

PRONUNCIATION

Keith RICHARD	Re-CHARD
Christian BIBI NDONGO	be-be-DONGO
IFE EKE	if-E E-kay
Fabio RIBEIRO	rib-ARROW
D'ANDRE Martin	DEE-on-dre

BY CLASS

Seniors	Fred Brown
.....	Hugh Mingo
.....	Fabio Ribeiro
.....	Christain Bibi Ndongo
Sophomores	Marcelis Hansberry
.....	R.J. McCray
.....	Charles Winborne
.....	Ife Eke
.....	Steven McClellan
Freshman	Trent Mackey
.....	Reginald Smith
.....	D'Andre Martin
.....	Trey Lindsey

BY POSITION

Guard	Marcelis Hansberry
.....	R.J. McCray
.....	Trent Mackey
.....	Charles Winborne
.....	Reginald Smith
.....	Hugh Mingo
.....	D'Andre Martin
.....	Fred Brown
Forward	Christian Bibi Ndongo
.....	Ife Eke
.....	Trey Lindsey
Center	Steven McClellan
.....	Fabio Ribeiro

BY HEIGHT

6-0	Reginald Smith
.....	Marcelis Hansberry
6-1	Charles Winborne
6-2	Fred Brown
.....	R.J. McCray
.....	D'Andre Martin
6-3	Hugh Mingo
.....	Trent Mackey
6-6	Trey Lindsey
6-7	Steven McClellan
.....	Ife Eke
6-8	Christian Bibi Ndongo
6-10	Fabio Ribeiro

BY STATE

Louisiana	Charles Winborne
.....	Reginald Smith
.....	Hugh Mingo
.....	D'Andre Martin
Texas	R.J. McCray
.....	Trey Lindsey
Mississippi	Marcelis Hansberry
.....	Ife Eke
Florida	Fred Brown
.....	Trent Mackey
California	Steven McClellan
Brazil	Fabio Ribeiro
Cameroon	Christian Bibi Ndongo



HEAD COACH KEITH RICHARD

Keith Richard returned to his alma mater to become ULM's seventh men's basketball head coach on April 22, 2010. Now in his second season, Richard seeks to restore the rich tradition of the ULM men's basketball program — something he knows very well.

Richard became the second ULM men's basketball coach — joining Mike Vining — to have also been a student-athlete and an assistant coach for the program. He was with the Warhawks in both capacities for six of the program's seven NCAA Tournament appearances in the 80s and 90s.

The Warhawks finished 7-24 in Richard's first season that was plagued by scholarship limits and youth. Despite the record, the Warhawks were competitive, losing seven games by six points or less. The season highlight came in an 82-75 victory at North Texas in the final week of the regular season. The Warhawks also took down Big Sky Tournament champion Northern Colorado 78-75 in Fant-Ewing Coliseum on Dec. 22.

As a student-athlete, Richard bridged the transition from Lenny Fant to Benny Hollis to Vining. He played on Fant's final team, played two seasons for Hollis and then completed his playing career on Vining's first team. ULM won three Trans-America Athletic Conference championships during his four years and advanced to the NCAA Tournament in 1982, the school's first-ever appearance, and the NIT in 1979. He twice led the team in assists and was team captain in 1980-81 and 1981-82.

Following his playing career, Richard spent two seasons as a graduate assistant at ULM (1984-86), assisting as his alma mater won the Southland Conference regular season and tournament titles in 1985, earning a trip to the NCAA Tournament.

Richard moved on to Marshall University for three years from 1986-89, helping the Thundering Herd win two Southern Conference crowns and a Southern Conference tournament title. Marshall participated in the 1987 NCAA Tournament and the 1988 NIT while Richard was on staff.

He returned to ULM for the 1989-90 season, spending five seasons as an assistant coach. In those five years, ULM won four Southland Conference regular season championships, four Southland Conference tournaments and made four appearances in the NCAA Tournament (1990, 1991, 1993, 1994). He departed in 1994 to join the staff at Louisiana Tech.

In his first season at Louisiana Tech, Richard helped the Bulldogs to the second biggest turnaround in the nation as they won 14 games after winning just two in the season prior to his arrival.

The following year Richard was promoted from assistant coach to associate head coach, spending three seasons in that capacity. He helped the Bulldogs reach the championship game of the Sun Belt Tournament in 1997, the school's first appearance in five seasons.

Richard became the head coach at Louisiana Tech prior to the 1998-99 season, guiding the Bulldogs for nine seasons. In his time at the helm of Louisiana Tech, Richard compiled a record of 150-117, the third-most wins in school history. In nine seasons, Richard had 11 players named all-conference, including three-time NCAA rebounding champion Paul Millsap, who went on to be drafted by the Utah Jazz. This season, Millsap will begin his fifth year with the Jazz.

During Richard's tenure at Louisiana Tech, the Bulldogs went on the road and won money games against the likes of Auburn, Baylor, Memphis (coached by John Calipari) and Texas Tech (coached by Bob Knight).

In his first season as head coach, Louisiana Tech won the Sun Belt regular season championship. Richard was named Sun Belt Conference Coach of the Year and two players, Lonnie Cooper and Craig Jackson, earned all-conference accolades.

The next year, Richard guided Louisiana Tech to a 21-win season, the school's first of three 20-plus win seasons under Richard. Gerrod Henderson and Jackson earned All-Sun Belt honors that year, with Henderson named the Sun Belt's Most Valuable Player.

In 2001-02, Louisiana Tech moved from the Sun Belt into the Western Athletic Conference, where Richard immediately turned the Bulldogs into a contender for the conference crown, posting a 22-10 overall record, 14-4 in conference play. Led by Henderson, who earned All-WAC honors, Richard's Bulldogs earned a berth in the NIT, where they defeated Louisiana-Lafayette and Vanderbilt before falling to Villanova.

Richard took the Bulldogs to the postseason again during the 2005-06 season as Louisiana Tech won 20 games and earned a trip to the NIT. That year, Millsap was named as an All-WAC performer for the third consecutive season while also leading the nation in rebounding for the third-straight season.

In nine years as the head coach at Louisiana Tech, Richard's teams posted a conference record of 90-60, going 32-14 in three seasons in Sun Belt and 58-46 in six years in the WAC. At ULM, Richard returns to the Sun Belt where he currently stands as the league's 10th winningest coach in conference games, with a .696 winning percentage.

Prior to returning to guide his alma mater, Richard spent the past two seasons as an assistant coach at LSU, where he helped the Tigers win the 2008-09 SEC regular season championship and reach the second round of the NCAA Tournament before losing to eventual national champion North Carolina.



THE RICHARD FILE

7-30 Record at ULM (second season)
157-147 Career Record (11th season)

COACHING HONORS

1999 Sun Belt Coach of the Year

Has been part of the coaching staff for seven NCAA Tournament and three NIT teams

COACHING CAREER

Season	School	Position	Record/Postseason
1984-85	ULM	Graduate Assistant	17-12
1985-86	ULM	Graduate Assistant	20-10/NCAA
1986-87	Marshall	Assistant Coach	25-6/NCAA
1987-88	Marshall	Assistant Coach	24-8/NIT
1988-89	Marshall	Assistant Coach	15-15
1989-90	ULM	Assistant Coach	22-8/NCAA
1990-91	ULM	Assistant Coach	25-8/NCAA
1991-92	ULM	Assistant Coach	19-10/NCAA
1992-93	ULM	Assistant Coach	26-5/NCAA
1993-94	ULM	Assistant Coach	19-9
1994-95	Louisiana Tech	Assistant Coach	14-13
1995-96	Louisiana Tech	Associate Head Coach	11-17
1996-97	Louisiana Tech	Associate Head Coach	15-14
1997-98	Louisiana Tech	Associate Head Coach	12-15
1998-99	Louisiana Tech	Head Coach	19-9
1999-00	Louisiana Tech	Head Coach	21-8
2000-01	Louisiana Tech	Head Coach	17-12
2001-02	Louisiana Tech	Head Coach	22-10/NIT
2002-03	Louisiana Tech	Head Coach	12-15
2003-04	Louisiana Tech	Head Coach	15-15
2004-05	Louisiana Tech	Head Coach	14-15
2005-06	Louisiana Tech	Head Coach	20-13/NIT
2006-07	Louisiana Tech	Head Coach	10-20
2008-09	LSU	Assistant Coach	27-8/NCAA
2009-10	LSU	Assistant Coach	11-20
2010-11	ULM	Head Coach	7-24
2011-12	ULM	Head Coach	0-6

PLAYING CAREER

Played for ULM from 1978-82; Coached by Lenny Fant, Benny Hollis & Mike Vining

1979 Atlantic Sun Tournament Champions, NIT

1980 Atlantic Sun Regular Season Champions

1982 Atlantic Sun Tournament Champions, NCAA

Two-time team captain ('81 & '82)

Led team in assists twice



2011-12 ULM Men's Basketball
ULM Combined Team Statistics (as of Nov 26, 2011)
All games

RECORD:	OVERALL	HOME	AWAY	NEUTRAL
ALL GAMES	0-6	0-2	0-4	0-0
CONFERENCE	0-0	0-0	0-0	0-0
NON-CONFERENCE	0-6	0-2	0-4	0-0

#	Player	gp-gs	min	avg	Total		3-Point		F-Throw		Rebounds											
					fg-fga	fg%	3fg-fga	3fg%	ft-fa	ft%	off	def	tot	avg	pf	dq	a	to	blk	stl	pts	avg
55	Brown, Fred	6-6	184	30.7	34-83	.410	13-30	.433	13-17	.765	3	12	15	2.5	8	0	17	10	0	9	94	15.7
11	Winborne, Charles	6-4	162	27.0	25-52	.481	14-28	.500	2-3	.667	2	9	11	1.8	9	0	16	8	1	2	66	11.0
10	Mackey, Trent	6-4	133	22.2	14-29	.483	9-19	.474	2-2	1.000	2	10	12	2.0	8	0	9	11	0	2	39	6.5
03	Hansberry, Marcellis	6-2	135	22.5	16-38	.421	1-10	.100	6-9	.667	3	10	13	2.2	8	0	13	6	0	5	39	6.5
24	Mingo, Hugh	6-4	116	19.3	13-43	.302	1-12	.083	3-5	.600	3	16	19	3.2	14	0	5	6	3	2	30	5.0
41	Ribeiro, Fabio	6-5	141	23.5	13-36	.361	0-0	.000	1-2	.500	4	25	29	4.8	14	0	2	13	2	2	27	4.5
04	McCray, R.J.	6-1	109	18.2	11-19	.579	1-4	.250	1-4	.250	2	7	9	1.5	4	0	5	8	2	3	24	4.0
05	Bibi Ndongo, C.	4-2	91	22.8	4-11	.364	1-2	.500	5-10	.500	2	12	14	3.5	9	0	2	1	7	3	14	3.5
35	Lindsey, Trey	6-2	120	20.0	5-13	.385	2-7	.286	5-6	.833	2	19	21	3.5	20	2	5	4	0	4	17	2.8
23	Smith, Reginald	2-0	3	1.5	0-0	.000	0-0	.000	0-0	.000	0	0	0	0.0	0	0	0	0	0	0	0	0.0
33	Martin, D'Andre	3-0	6	2.0	0-2	.000	0-0	.000	0-0	.000	0	0	0	0.0	1	0	0	3	0	1	0	0.0
Team											8	13	21					3				
Total.....		6	1200		135-326	.414	42-112	.375	38-58	.655	31	133	164	27.3	95	2	74	73	15	33	350	58.3
Opponents.....		6	1200		152-335	.454	51-136	.375	73-103	.709	63	167	230	38.3	62	-	91	73	32	33	428	71.3

TEAM STATISTICS			ULM	OPP	Date	Opponent	Score	Att.
SCORING			350	428	11/11/11	at Ole Miss	L 38-60	5729
Points per game			58.3	71.3	11/14/11	INDIANA STATE	L 59-71	1236
Scoring margin			-13.0	-	11/16/11	at Tennessee	L 62-85	14751
FIELD GOALS-ATT			135-326	152-335	11/19/11	at Southeastern La.	L 60-63	877
Field goal pct			.414	.454	11-21-11	at Mississippi State	L 63-78	7547
3 POINT FG-ATT			42-112	51-136	11/26/11	HARDING	L 68-71	883
3-point FG pct			.375	.375	* - Conference game			
3-pt FG made per game			7.0	8.5				
FREE THROWS-ATT			38-58	73-103				
Free throw pct			.655	.709				
F-Throws made per game			6.3	12.2				
REBOUNDS			164	230				
Rebounds per game			27.3	38.3				
Rebounding margin			-11.0	-				
ASSISTS			74	91				
Assists per game			12.3	15.2				
TURNOVERS			73	73				
Turnovers per game			12.2	12.2				
Turnover margin			+0.0	-				
Assist/turnover ratio			1.0	1.2				
STEALS			33	33				
Steals per game			5.5	5.5				
BLOCKS			15	32				
Blocks per game			2.5	5.3				
ATTENDANCE			2119	28904				
Home games-Avg/Game			2-1060	4-7226				
Neutral site-Avg/Game			-	0-0				

Score by Periods	1st	2nd	Totals
ULM	147	203	350
Opponents	210	218	428



INSIDE THE NUMBERS

ULM BASKETBALL STATISTICAL BREAKDOWN

TEAM	GAMES	FG-FGA	PCT.	3F-3PA	PCT.	FT-FTA	PCT.	O-D	TOT	AVG.	FOUL	DQ	AST	AVG	TO	BLK	STL	PTS	AVG
OVERALL (0-6)	6	135-326	.414	42-112	.375	38-58	.655	31-133	164	27.3	95	2	74	12.3	73	15	33	350	58.3
HOME (0-2)	2	47-114	.412	20-43	.465	13-16	.813	11-42	53	26.5	32	1	25	12.5	21	7	9	127	63.5
AWAY (0-4)	4	88-212	.415	22-69	.319	25-42	.595	20-91	111	27.8	63	1	49	12.3	52	8	24	223	55.8
NEUTRAL																			
NON-CONF (0-6)	6	135-326	.414	42-112	.375	38-58	.655	31-133	164	27.3	95	2	74	12.3	73	15	33	350	58.3
CONFERENCE																			

INSIDE THE NUMBERS

RECORD BY VENUE	2011-12 Overall	2011-12 Sun Belt	2010-11 Overall	2010-11 Sun Belt
Overall	0-6		7-24	2-14
Home (Fant-Ewing Coliseum)	0-2		4-9	0-8
Away	0-4		2-13	2-6
Neutral			1-2	0-0

RECORD BY HALFTIME	2011-12 Overall	2011-12 Sun Belt	2010-11 Overall	2010-11 Sun Belt
When ULM leads at halftime			5-3	0-2
When ULM trails at halftime	0-5		1-21	1-12
When ULM is tied at halftime	0-1		1-0	1-0

RECORD BY SCORING OFFENSE	2011-12 Overall	2011-12 Sun Belt	2010-11 Overall	2010-11 Sun Belt
When ULM scores 100+ points			0-0	0-0
When ULM scores 90-99 points			0-0	0-0
When ULM scores 80-89 points			2-0	1-0
When ULM scores 70-79 points			2-2	0-2
When ULM scores 60-69 points	0-4		2-8	1-5
When ULM scores 50-59 points	0-1		1-9	0-5
When ULM scores 40-49 points			0-3	0-1
When ULM scores 30-39 points	0-1		0-2	0-1

RECORD BY SCORING DEFENSE	2011-12 Overall	2011-12 Sun Belt	2010-11 Overall	2010-11 Sun Belt
When opponent scores 100+ points			0-0	0-0
When opponent scores 90-99 points			0-0	0-0
When opponent scores 80-89 points	0-1		0-5	0-4
When opponent scores 70-79 points	0-3		2-5	1-3
When opponent scores 60-69 points	0-2		2-13	1-7
When opponent scores 50-59 points			2-1	0-0
When opponent scores 40-49 points			1-0	0-0

OVERTIME RECORD	2011-12 Overall	2011-12 Sun Belt	2010-11 Overall	2010-11 Sun Belt
Overtime			0-0	0-0
Double Overtime			0-0	0-0
Triple Overtime			0-0	0-0

RECORD BY MONTH	2011-12 Overall	2011-12 Sun Belt	2010-11 Overall	2010-11 Sun Belt
November	0-6		2-5	0-0
December			2-5	0-1
January			2-7	1-7
February			1-6	1-6
March			0-1	0-0

INSIDE THE NUMBERS

FIELD GOAL PERCENTAGE	2011-12	2010-11
When ULM leads in FG%, ULM is		4-1
When opponent leads in FG%, ULM is	0-6	3-22
When game ends tied in FG%, ULM is		0-0

3-POINT FIELD GOAL PERCENTAGE	2011-12	2010-11
When ULM leads in 3FG%, ULM is	0-4	4-7
When opponent leads in 3FG%, ULM is	0-2	3-16
When game ends tied in 3FG%, ULM is		0-0

FREE THROW PERCENTAGE	2011-12	2010-11
When ULM leads in FT%, ULM is	0-3	6-6
When opponent leads in FT%, ULM is	0-3	1-16
When game ends tied in FT%, ULM is		0-1

REBOUNDING	2011-12	2010-11
When ULM leads in rebounds, ULM is		3-9
When opponent leads in rebounds, ULM is	0-6	5-8
When game ends tied in rebounds, ULM is		2-1

ASSISTS	2011-12	2010-11
When ULM leads in assists, ULM is	0-1	4-1
When opponent leads in assists, ULM is	0-5	2-20
When game ends tied in assists, ULM is		1-2

BLOCKS	2011-12	2010-11
When ULM leads in blocks, ULM is	0-1	3-6
When opponent leads in blocks, ULM is	0-5	3-13
When game ends tied in blocks, ULM is		1-4

STEALS	2011-12	2010-11
When ULM leads in steals, ULM is	0-2	4-8
When opponent leads in steals, ULM is	0-4	1-12
When game ends tied in steals, ULM is		2-3

TURNOVERS	2011-12	2010-11
When ULM has more turnovers, ULM is	0-3	2-16
When opponent has more turnovers, ULM is	0-2	5-4
When game ends tied in turnovers, ULM is	0-1	0-3

FOULS	2011-12	2010-11
When ULM has more fouls, ULM is	0-5	4-16
When opponent has more fouls, ULM is		3-6
When game ends tied in fouls, ULM is	0-1	0-1



WARHAWK STARTING LINE-UPS

Date	Opponent	W/L	Score	Starter	Total	Starter	Total	Starter	Total	Starter	Total	Starter	Total
N11	at Ole Miss	L	38-60	Bibi Ndongo	4	Ribeiro	5	Winborne	6	Mingo	2	Brown	7
N14	Indiana State	L	59-71	Lindsey	3	Ribeiro	6	Mackey	8	Mingo	6	Brown	15
N16	at Tennessee	L	62-85	Lindsey	4	Ribeiro	8	Mackey	6	Winborne	6	Brown	18
N19	at Southeastern Louisiana	L	60-63	Bibi Ndongo	5	McCray	5	Mackey	2	Mingo	2	Brown	16
N21	at Mississippi State	L	63-78	Hansberry	13	Ribeiro	2	Mackey	5	Winborne	9	Brown	21
N26	Harding	L	68-71	Hansberry	6	Ribeiro	4	Mingo	0	Winborne	18	Brown	17
N28	at Nicholls State												
D3	Louisiana Tech												
D10	at Texas A&M												
D12	Nicholls State												
D15	Northwestern State												
D19	at UNLV												
D21	at Indiana State												
D29	Western Kentucky*												
D31	Arkansas State*												
J5	at Florida Atlantic*												
J7	at FIU*												
J12	UALR*												
J14	North Texas*												
J19	Denver*												
J21	at Troy*												
J28	UL-Lafayette*												
F2	at Arkansas State*												
F4	at UALR*												
F11	South Alabama*												
F16	at North Texas*												
F18	at Denver*												
F23	Middle Tennessee*												
F25	at UL-Lafayette*												

STARTERS VS. BENCH

Date	Opponent	W/L	Score	Starter Points			Bench Points		
				ULM	Opp.	Diff.	ULM	Opp.	Diff.
N11	at Ole Miss	L	38-60	24	52	-28	14	8	6
N14	Indiana State	L	59-71	38	56	-18	21	15	6
N16	at Tennessee	L	62-85	42	52	-10	20	33	-13
N19	at Southeastern Louisiana	L	60-63	30	62	-32	30	1	29
N21	at Mississippi State	L	63-78	50	70	-20	13	8	5
N26	Harding	L	68-71	45	43	2	23	28	-5
N28	at Nicholls State								
D3	Louisiana Tech								
D10	at Texas A&M								
D12	Nicholls State								
D15	Northwestern State								
D19	at UNLV								
D21	at Indiana State								
D29	Western Kentucky*								
D31	Arkansas State*								
J5	at Florida Atlantic*								
J7	at FIU*								
J12	UALR*								
J14	North Texas*								
J19	Denver*								
J21	at Troy*								
J28	UL-Lafayette*								
F2	at Arkansas State*								
F4	at UALR*								
F11	South Alabama*								
F16	at North Texas*								
F18	at Denver*								
F23	Middle Tennessee*								
F25	at UL-Lafayette*								
TOTALS				229	335	-106	121	93	27
AVERAGES				38.2	55.8	-17.6	20.1	15.5	4.6



2010-11 RESULTS

DATE	OPPONENT	RESULT	ATTENDANCE	TOP SCORER	REBOUNDS	ASSISTS	STEALS	BLOCKS
Nov. 11	at Ole Miss	L, 38-60	5,729	Brown (7)	Ribeiro (6)	Hansberry (4)	Four Players (1)	Two Players (1)
Nov. 14	Indiana State	L, 59-71	1,236	Brown (15)	Brown (7)	Brown (5)	Bibi Ndongo (1)	Bibi Ndongo (2)
Nov. 16	at Tennessee	L, 62-85	14,751	Brown (18)	Ribeiro (7), Mingo (7)	Winborne (5)	Brown (2)	McCray (2)
Nov. 19	at Southeastern Louisiana	L, 60-63	877	Brown (16)	Hansberry (5)	Brown (6)	Brown (3)	Bibi Ndongo (1)
Nov. 21	at Mississippi State	L, 63-78	4,892	Brown (21)	Ribeiro (5), Mingo (5)	Mackey (3), McCray (3)	Brown (2), McCray (2)	Ribeiro (1)
Nov. 26	Harding	L, 68-71	883	Winborne (18)	Bibi Ndongo (5)	Hansberry (5)	Hansberry (2)	Bibi Ndongo (4)
Nov. 28	at Nicholls State							
Dec. 3	Louisiana Tech							
Dec. 10	at Texas A&M							
Dec. 12	Nicholls State							
Dec. 15	Northwestern State							
Dec. 19	at UNLV							
Dec. 21	at Indiana State							
Dec. 29	Western Kentucky*							
Dec. 31	Arkansas State*							
Jan. 5	at Florida Atlantic*							
Jan. 7	at FIU*							
Jan. 12	UALR*							
Jan. 14	North Texas*							
Jan. 19	Denver*							
Jan. 21	at Troy*							
Jan. 28	UL-Lafayette*							
Feb. 2	at Arkansas State*							
Feb. 4	at UALR*							
Feb. 11	South Alabama*							
Feb. 16	at North Texas*							
Feb. 18	at Denver*							
Feb. 23	Middle Tennessee*							
Feb. 25	at UL-Lafayette*							

* denotes Sun Belt Conference game

RECORD	OVERALL	HOME	AWAY	NEUTRAL
All Games	0-6	0-2	0-4	0-0
Sun Belt Games	0-0	0-0	0-0	0-0
Non-Conference Games	0-6	0-2	0-4	0-0



POINTS, REBOUNDS, ASSISTS

		3 • HANSBERRY	4 • MCCRAY	5 • BIBI NDONGO	10 • MACKEY	11 • WINBORNE	23 • SMITH
N11	at Ole Miss	0-1-4	6-4-0	4-5-0	5-5-2	6-2-3	DNP
N14	Indiana State	5-0-0	4-3-0	0-2-1	8-2-0	12-0-1	DNP
N16	at Tennessee	4-2-2	5-0-1	DNP	6-1-1	6-2-5	0-0-0
N19	at Southeastern Louisiana	11-5-2	5-0-1	5-2-0	2-0-0	15-3-3	DNP
N21	at Mississippi State	13-2-0	2-2-3	DNP	5-3-3	9-4-0	0-0-0
N26	Harding	6-3-5	2-0-0	5-5-1	13-1-3	18-0-4	DNP
N28	at Nicholls State						
D3	Louisiana Tech						
D10	at Texas A&M						
D12	Nicholls State						
D15	Northwestern State						
D19	at UNLV						
D21	at Indiana State						
D29	Western Kentucky*						
D31	Arkansas State*						
J5	at Florida Atlantic*						
J7	at FIU*						
J12	UALR*						
J14	North Texas*						
J19	Denver*						
J21	at Troy*						
J28	UL-Lafayette*						
F2	at Arkansas State*						
F4	at UALR*						
F11	South Alabama*						
F16	at North Texas*						
F18	at Denver*						
F23	Middle Tennessee*						
F25	at UL-Lafayette*						

		24 • MINGO	33 • MARTIN	35 • LINDSEY	41 • RIBEIRO	55 • BROWN
N11	at Ole Miss	2-0-0	DNP	3-4-0	5-6-1	7-1-1
N14	Indiana State	6-5-0	DNP	3-6-2	6-4-1	15-7-5
N16	at Tennessee	11-7-4	0-0-0	4-4-0	8-7-0	18-1-2
N19	at Southeastern Louisiana	2-1-0	DNP	2-4-0	2-3-0	16-3-6
N21	at Mississippi State	9-5-1	DNP	2-1-2	2-5-0	21-2-2
N26	Harding	0-1-0	0-0-0	3-2-1	4-4-0	17-1-1
N28	at Nicholls State					
D3	Louisiana Tech					
D10	at Texas A&M					
D12	Nicholls State					
D15	Northwestern State					
D19	at UNLV					
D21	at Indiana State					
D29	Western Kentucky*					
D31	Arkansas State*					
J5	at Florida Atlantic*					
J7	at FIU*					
J12	UALR*					
J14	North Texas*					
J19	Denver*					
J21	at Troy*					
J28	UL-Lafayette*					
F2	at Arkansas State*					
F4	at UALR*					
F11	South Alabama*					
F16	at North Texas*					
F18	at Denver*					
F23	Middle Tennessee*					
F25	at UL-Lafayette*					



GAME-BY-GAME TEAM STATISTICS

DATE	GAME	W/L	SCORE	FG-FGA	PCT.	3F-3PA	PCT.	FT-FTA	PCT.	O-D	TOT	F/EJ	A	TO	BLK	STL	1ST	2ND	OT	OT	TP
N11	ULM at Ole Miss	L	38 60	14-49 19-57	.286 .333	3-15 5-26	.200 .192	7-18 17-27	.389 .630	6-28 13-35	34 48	20/0 16/0	11 8	18 15	2 8	4 8	11 33	27 27	-	-	38 60
N14	ULM Indiana State	L	59 71	21-57 27-60	.368 .450	9-19 8-20	.474 .400	8-10 9-11	.800 .818	8-25 9-27	33 36	13/1 11/0	10 14	11 5	3 8	1 6	26 34	33 37	-	-	59 71
N16	ULM at Tennessee	L	62 85	24-56 30-67	.429 .448	8-19 11-29	.421 .379	6-8 14-20	.750 .700	3-24 17-29	27 46	19/1 11/0	15 20	11 11	4 5	6 7	33 33	29 52	-	-	62 85
N19	ULM at Southeastern La.	L	60 63	25-56 22-44	.446 .500	5-19 8-15	.263 .533	5-7 11-18	.714 .611	6-18 8-27	24 35	15/0 8/0	12 13	9 16	1 5	8 2	27 39	33 24	-	-	60 63
N21	ULM at Mississippi State	L	63 78	25-51 31-61	.490 .500	6-16 10-27	.375 .370	7-9 6-8	.778 .750	5-21 10-22	26 32	9/0 9/0	11 20	14 8	1 3	6 8	26 31	37 47	-	-	63 78
N26	ULM Harding	L	68 71	26-57 23-46	.456 .500	11-24 9-19	.458 .474	5-6 16-19	.833 .842	3-17 6-27	20 33	19/0 7/0	15 16	10 18	4 3	8 2	24 40	44 31	-	-	68 71
N28	ULM at Nicholls State																				
D3	ULM Louisiana Tech																				
D10	ULM at Texas A&M																				
D12	ULM Nicholls State																				
D15	ULM Northwestern State																				
D19	ULM at UNLV																				
D21	ULM at Indiana State																				
D29	ULM Western Kentucky*																				
D31	ULM Arkansas State*																				
J5	ULM at Florida Atlantic*																				
J7	ULM at FIU*																				
J12	ULM UALR*																				
J14	ULM North Texas*																				
J19	ULM Denver*																				
J21	ULM at Troy*																				
J28	ULM UL-Lafayette*																				
F2	ULM at Arkansas State*																				
F4	ULM at UALR*																				
F11	ULM South Alabama*																				
F16	ULM at North Texas*																				
F18	ULM at Denver*																				
F23	ULM Middle Tennessee*																				
F25	ULM at UL-Lafayette*																				

* denotes Sun Belt Conference game



HIGHS/LOWS

ULM GAME HIGHS

Points.....	68, vs. Harding (11/26)
Field Goals.....	26, vs. Harding (11/26)
Field-Goal Attempts.....	57, vs. Indiana State (11/14)
.....	57, vs. Harding (11/26)
Field-Goal Pct.....	.490 (25-51), at Mississippi State (11/21)
3-Point Field Goals.....	11, vs. Harding (11/26)
3-Points Field-Goal Attempts.....	19, vs. Indiana State (11/14)
.....	24, vs. Harding (11/26)
3-Point Field-Goal Pct.....	.474 (9-19), vs. Indiana State (11/14)
Free Throws.....	8, vs. Indiana State (11/14)
Free-Throw Attempts.....	18, at Ole Miss (11/11)
Free-Throw Pct.....	.833 (5-6), vs. Harding (11/26)
Rebounds.....	34, at Ole Miss (11/11)
Assists.....	15, at Tennessee (11/16)
.....	15, vs. Harding (11/26)
Turnovers.....	18, at Ole Miss (11/11)
Blocked Shots.....	4, at Tennessee (11/16)
.....	4, vs. Harding (11/26)
Steals.....	8, at Southeastern La. (11/19)
.....	8, vs. Harding (11/26)

ULM GAME LOWS

Points.....	38, at Ole Miss (11/11)
Field Goals.....	14, at Ole Miss (11/11)
Field-Goal Attempts.....	49, at Ole Miss (11/11)
Field-Goal Pct.....	.286 (14-49), at Ole Miss (11/11)
3-Point Field Goals.....	3, at Ole Miss (11/11)
3-Points Field-Goal Attempts.....	15, at Ole Miss (11/11)
3-Point Field-Goal Pct.....	.200 (3-15), at Ole Miss (11/11)
Free Throws.....	5, at Southeastern La. (11/19)
.....	5, vs. Harding (11/26)
Free-Throw Attempts.....	6, vs. Harding (11/26)
Free-Throw Pct.....	.389 (7-18), at Ole Miss (11/11)
Rebounds.....	20, vs. Harding (11/26)
Assists.....	10, vs. Indiana State (11/14)
Turnovers.....	9, at Southeastern La. (11/19)
Blocked Shots.....	1, at Southeastern La. (11/19)
.....	1, at Mississippi State (11/21)
Steals.....	1, vs. Indiana State (11/14)

ULM INDIVIDUAL PERFORMANCES

POINTS

21.....	Fred Brown, at Mississippi State (11/21)
18.....	Fred Brown, at Tennessee (11/16)
18.....	Charles Winborne, vs. Harding (11/26)
17.....	Fred Brown, vs. Harding (11/26)
16.....	Fred Brown, at Southeastern La. (11/19)
15.....	Fred Brown, vs. Indiana State (11/14)
15.....	Charles Winborne, at Southeastern La. (11/19)
13.....	Marcelis Hansberry, at Mississippi State (11/21)
13.....	Trent Mackey, vs. Harding (11/26)
12.....	Charles Winborne, vs. Indiana State (11/14)
11.....	Hugh Mingo, at Tennessee (11/16)
11.....	Marcelis Hansberry, at Southeastern La. (11/19)

REBOUNDS

7.....	Fabio Ribeiro, at Tennessee (11/16)
7.....	Hugh Mingo, at Tennessee (11/16)
7.....	Fred Brown, vs. Indiana State (11/14)
6.....	Fabio Ribeiro, at Ole Miss (11/11)
6.....	Trey Lindsey, vs. Indiana State (11/14)

ASSISTS

6.....	Fred Brown, at Southeastern La. (11/19)
5.....	Charles Winborne, at Tennessee (11/16)
5.....	Fred Brown, vs. Indiana State (11/14)
5.....	Marcelis Hansberry, vs. Harding (11/26)
4.....	Hugh Mingo, at Tennessee (11/16)
4.....	Marcelis Hansberry, at Ole Miss (11/11)
4.....	Charles Winborne, vs. Harding (11/26)

STEALS

3.....	Fred Brown, at Southeastern La. (11/19)
2.....	Fred Brown, at Tennessee (11/16)
2.....	Fred Brown, at Mississippi State (11/21)
2.....	R.J. McCray, at Mississippi State (11/21)
2.....	Marcelis Hansberry, vs. Harding (11/26)

BLOCKED SHOTS

4.....	Christian Bibi Ndongo, vs. Harding (11/26)
2.....	Christian Bibi Ndongo, vs. Indiana State (11/14)
2.....	R.J. McCray, at Tennessee (11/16)

3-POINT FIELD GOALS

4.....	Fred Brown, at Tennessee (11/16)
4.....	Charles Winborne, vs. Indiana State (11/14)
3.....	Charles Winborne, at Southeastern La. (11/19)
3.....	Fred Brown, at Mississippi State (11/21)
3.....	Charles Winborne, vs. Harding (11/26)
3.....	Fred Brown, vs. Harding (11/26)
3.....	Trent Mackey, vs. Harding (11/26)
2.....	Fred Brown, vs. Indiana State (11/14)
2.....	Trent Mackey, vs. Indiana State (11/14)
2.....	Charles Winborne, at Tennessee (11/16)
2.....	Trent Mackey, at Tennessee (11/16)

FREE THROWS

5.....	Fred Brown, vs. Indiana State (11/14)
4.....	Fred Brown, at Mississippi State (11/21)



THE LAST TIME...

The last time ULM...

Played a ranked opponent	L, 63-78, at No. 24 Mississippi State (11/21/11)
Won in the last second	vs. UL-Lafayette (3/6/10)
Lost in the last second	68-71, vs. Harding (11/26/11)
Played in overtime	at UALR (12/31/08)
Won an overtime game	at Iowa, 72-67 (11/30/07)
Lost an overtime game	at UALR, 87-95 (12/31/08)
Scored 100 points or more points	105, vs. Alcorn State (11/27/07)
Scored 90 points or more points	99, vs. U of the Southwest (12/28/09)
Scored 80 or more points	82, at North Texas (2/19/11)
Scored fewer than 50 points	38, at Ole Miss (11/11/11)
Had four double-digit scorers	vs. Troy (1/29/11)
Had five double-digit scorers	vs. U of the Southwest (12/28/09)
Had no double-digit scorers	at Ole Miss (11/11/11)
Had more than 20 assists	20, vs. Union College (1/4/11)
Had fewer than 10 assists	8, at Denver (2/17/11)
Had more than 10 blocks	10, vs. William Carey (12/2/06)
Had more than 10 steals	10, at Middle Tennessee (2/3/11)
Had more than 20 turnovers	26, at Iowa (11/16/10)
Had fewer than 10 turnovers	9, at Southeastern La. (11/19/11)
Made more than 30 field goals	30, at UL-Lafayette (1/22/11)
Made more than 40 field goals	41, vs. Texas College (12/22/03)
Made more than 50 field goals	51, vs. Georgia Southern (1978-79)
Shot over 50 pct from field571 (24-42), vs. Arkansas State (2/10/11)
Shot over 60 pct from field607 (34-56), vs. U of the Southwest (12/28/09)
Shot less than 40 pct from field368 (21-57), vs. Indiana State (11/14/11)
Made more than 10 3-pointers	11, vs. Harding (11/26/11)
Made more than 15 3-pointers	15, vs. Middle Tennessee (1/24/08)
Shot over 50 pct from 3500 (6-12), at Western Kentucky (2/5/11)
Shot over 60 pct from 3615 (8-13), at UL-Lafayette (1/22/11)
Shot less than 30 pct from 3263 (5-19), at Southeastern La. (11/19/11)
Made more than 20 free throws	20, at North Texas (2/19/11)
Made more than 30 free throws	30, vs. Troy (12/31/09)
Shot over 80 pct free throws833 (5-6), vs. Harding (11/26/11)
Shot over 90 pct free throws	1.000 (5-5), at Oklahoma (11/17/09)

The last time a ULM player...

Had a double-double (pts-rbs)	Tommie Sykes (18 pts and 12 rbs), at North Texas (2/19/11)
Had a double-double (pts-assts)	Tony Hooper (12 pts and 14 assts), vs. Lamar (2/25/06)
Had 20 points or more	Fred Brown (21), at Mississippi State (11/21/11)
Had 30 points or more	Tommie Sykes (32), vs. Union College (1/4/11)
Had 40 points or more	Henry Steele (40), vs. Louisiana College (1970-71)
Had 50 points or more	Glynn Saulters (51), vs. Nicholls State (1967-68)
Had 10 or more rebounds	Tommie Sykes (12), at North Texas (2/19/11)
Had 15 or more rebound	Lance Brasher (17), vs. Middle Tennessee (1/24/08)
Had 20 or more rebounds	Terry Martin (22), vs. Dayton (11/3/83)
Had 10 or more assists	Tony Hooper (14), vs. Lamar (2/25/06)
Had five or more steals	Hugh Mingo (7), vs. Centenary (12/11/10)
Had 10 or more steals	Arthur Hayes (10), vs. McNeese State (1983)
Had five or more blocks	Rudy Turner (6), vs. Western Kentucky (2/4/10)



3 MARCELIS HANSBERRY

Sophomore • Guard • 6-0 • 180
Jackson, Miss. • Provine High School

2011-12

- Had a team-high four assists against Ole Miss (Nov. 11).
- Scored 11 points and led the team five rebounds at Southeastern La. (Nov. 19).
- Got his first start of the season at Mississippi State (Nov. 21), scoring a season-best 13 points on 6-of-13 shooting.
- Tied his career high with five assists against Harding (Nov. 26).

2010-11

- Appeared in 26 games, making seven starts last season.
- Record double figures in scoring twice in 2010-11.
- Had a career-best 15 points at UL-Lafayette (Jan. 22).
- Notched 13 points and three assists against Northern Colorado (Dec. 22).
- Had a season-best five assists against Centenary (Dec. 11).
- Averaged 7.0 points and 3.8 assists in his seven starts.

SEASON/CAREER HIGHS**Points**

Season: 13, at Mississippi State (11/21/11)
Career: 15, at UL-Lafayette (1/22/11)

Field Goals

Season: 6, at Mississippi State (11/21/11)
Career: 6 (twice)

Field Goal Attempts

Season: 13, at Mississippi State (11/21/11)
Career: 13, at Mississippi State (11/21/11)

3-Point Field Goals

Season: 1, at Southeastern La. (11/19/11)
Career: 2, at UL-Lafayette (1/22/11)

3-Point Attempts

Season: 3, vs. Harding (11/26/11)
Career: 3 (four times)

Free Throws

Season: 2 (twice)
Career: 5, vs. Centenary (12/11/10)

Free Throw Attempts

Season: 3 (twice)
Career: 8, vs. Centenary (12/11/10)

Rebounds

Season: 5, at Southeastern La. (11/19/11)
Career: 5 (twice)

Offensive Rebounds

Season: 2, at Southeastern La. (11/19/11)
Career: 2, at Southeastern La. (11/19/11)

Defensive Rebounds

Season: 3 (twice)
Career: 5, at Kent State (12/2/10)

Assists

Season: 5, vs. Harding (11/26/11)
Career: 5 (three times)

Turnovers

Season: 2 (twice)
Career: 3 (five times)

Blocks

Season: n/a
Career: n/a

Steals

Season: 2, vs. Harding (11/26/11)
Career: 4, at Iowa (11/16/10)

Minutes

Season: 33 (twice)
Career: 36, at Iowa (11/16/10)

MISCELLANEOUS STATS

	11-12	Career
Double-figure Points:	2	4
Double-figure Rebounds:	0	0
20-Plus Points	0	0
30-Plus Points	0	0
Led Team in Scoring:	0	0
Led Team in Rebounding	1	1
Led Team in Assists	2	9
Led Team in Blocks	0	0
Led Team in Steals	2	5
Double-Doubles:	0	0

2011-12 SEASON GAME-BY-GAME

Date	Opponent	gs	min	fg-a	3fg-a	ft-a	o-d-t	pf	a	to	blk	stl	pts
Nov. 11	at Ole Miss		15	0-2	0-0	0-0	0-1-1	1	4	2	0	1	0
Nov. 14	Indiana State		10	2-4	0-2	1-1	0-0-0	0	0	1	0	0	5
Nov. 16	at Tennessee		19	2-5	0-1	0-0	1-1-2	1	2	0	0	0	4
Nov. 19	at Southeastern Louisiana		25	4-8	1-2	2-3	2-3-5	4	2	1	0	1	11
Nov. 21	at Mississippi State	*	33	6-13	0-2	1-2	0-2-2	1	0	0	0	1	13
Nov. 26	Harding	*	33	2-6	0-3	2-3	0-3-3	1	5	2	0	2	6
Nov. 28	at Nicholls State												
Dec. 3	Louisiana Tech												
Dec. 10	at Texas A&M												
Dec. 12	Nicholls State												
Dec. 15	Northwestern State												
Dec. 19	at UNLV												
Dec. 21	at Indiana State												
Dec. 29	Western Kentucky												
Dec. 31	Arkansas State												
Jan. 5	at Florida Atlantic												
Jan. 7	at FIU												
Jan. 12	UALR												
Jan. 14	North Texas												
Jan. 19	Denver												
Jan. 21	at Troy												
Jan. 28	UL-Lafayette												
Feb. 2	at Arkansas State												
Feb. 4	at UALR												
Feb. 11	South Alabama												
Feb. 16	at North Texas												
Feb. 18	at Denver												
Feb. 23	Middle Tennessee												
Feb. 25	at UL-Lafayette												

HANSBERRY'S CAREER STATISTICS

YEAR	GP-GS	MIN/AVG	FG-A	PCT	3FG-A	PCT	FT-A	PCT	OFF-DEF-TOT	AVG	PF-FO	AST	TO	BLK	STL	PTS	AVG
2010-11	26-7	451/17.3	36-103	.350	8-34	.235	21-30	.700	5-30-35	1.3	36-0	45	38	0	11	101	3.9
2011-12	6-2	135/22.5	16-38	.421	1-10	.100	6-9	.667	3-10-13	2.2	8-0	13	6	0	5	39	6.5
TOTAL	32-9	586/18.3	52-141	.369	9-44	.205	27-39	.692	8-40-48	1.5	44-0	58	44	0	16	140	4.4



4 R.J. McCRAY

Sophomore • Guard • 6-2 • 180
Arlington, Texas • Grace Prep Academy

2011-12

- Played in a season-high 23 minutes at Tennessee (Nov. 16), scoring five points and recording two blocks.
- Made his first start of the season at Southeastern La. (Nov. 19), scoring five points on 2-of-5 shooting.
- Had a season-best three assists at Mississippi State (Nov. 21).

2010-11

- Appeared in 23 games, making three starts.
- Averaged 3.0 points and 0.9 rebounds per game.
- Came on strong, averaging 7.0 points over the final six games.
- Shot 41.8 percent from the field (23-of-58), 36.8 percent from 3-point range (7-of-19) and 59.3 percent from the free-throw line (16-of-27).
- Scored in double figures three times
- Had a season-best 12 points, including a pair of 3-pointers, against Arkansas State (Feb. 10).
- Tied his season high with 12 points against Western Kentucky (March 5) in the Sun Belt Tournament.

SEASON/CAREER HIGHS**Points**

Season: 6, at Ole Miss (11/11/11)
Career: 12 (twice)

Field Goals

Season: 3, at Ole Miss (11/11/11)
Career: 4, vs. Arkansas State (2/10/11)

Field Goal Attempts

Season: 4, vs. Indiana State (11/14/11)
Career: 8, vs. UL-Lafayette (2/26/11)

3-Point Field Goals

Season: 1, at Southeastern La. (11/19/11)
Career: 2 (three times)

3-Point Attempts

Season: 4, at Southeastern La. (11/19/11)
Career: 5, vs. UL-Lafayette (2/26/11)

Free Throws

Season: 1, at Tennessee (11/16/11)
Career: 4 (twice)

Free Throw Attempts

Season: 2 (twice)
Career: 5, vs. Western Kentucky (3/5/11)

Rebounds

Season: 4, at Ole Miss (11/11/11)
Career: 4, at Ole Miss (11/11/11)

Offensive Rebounds

Season: 1 (twice)
Career: 1 (eight times)

Defensive Rebounds

Season: 3, at Ole Miss (11/11/11)
Career: 3 (twice)

Assists

Season: 3, at Mississippi State (11/21/11)
Career: 4, at Kent State (12/2/10)

Turnovers

Season: 4, at Tennessee (11/16/11)
Career: 4, at Tennessee (11/16/11)

Blocks

Season: 2, at Tennessee (11/16/11)
Career: 2, at Tennessee (11/16/11)

Steals

Season: 2 at Mississippi State (11/21/11)
Career: 2, at Mississippi State (11/21/11)

Minutes

Season: 23, at Tennessee (11/16/11)
Career: 31 (twice)

MISCELLANEOUS STATS

	11-12	Career
Double-figure Points:	0	3
Double-figure Rebounds:	0	0
20-Plus Points	0	0
30-Plus Points	0	0
Led Team in Scoring:	0	0
Led Team in Rebounding	0	0
Led Team in Assists	0	2
Led Team in Blocks	1	4
Led Team in Steals	0	1
Double-Doubles:	0	0

2011-12 SEASON GAME-BY-GAME

Date	Opponent	gs	min	fg-a	3fg-a	ft-a	o-d-t	pf	a	to	blk	stl	pts
Nov. 11	at Ole Miss		17	3-3	0-0	0-2	1-3-4	1	0	2	0	0	6
Nov. 14	Indiana State		18	2-4	0-0	0-0	1-2-3	0	0	0	0	0	4
Nov. 16	at Tennessee		23	2-3	0-0	1-2	0-0-0	1	1	4	2	1	5
Nov. 19	at Southeastern Louisiana	*	13	2-5	1-4	0-0	0-0-0	1	1	0	0	0	5
Nov. 21	at Mississippi State		22	1-2	0-0	0-0	0-2-2	1	3	2	0	2	2
Nov. 26	Harding		16	1-2	0-0	0-0	0-0-0	0	0	0	0	0	2
Nov. 28	at Nicholls State												
Dec. 3	Louisiana Tech												
Dec. 10	at Texas A&M												
Dec. 12	Nicholls State												
Dec. 15	Northwestern State												
Dec. 19	at UNLV												
Dec. 21	at Indiana State												
Dec. 29	Western Kentucky												
Dec. 31	Arkansas State												
Jan. 5	at Florida Atlantic												
Jan. 7	at FIU												
Jan. 12	UALR												
Jan. 14	North Texas												
Jan. 19	Denver												
Jan. 21	at Troy												
Jan. 28	UL-Lafayette												
Feb. 2	at Arkansas State												
Feb. 4	at UALR												
Feb. 11	South Alabama												
Feb. 16	at North Texas												
Feb. 18	at Denver												
Feb. 23	Middle Tennessee												
Feb. 25	at UL-Lafayette												

MCCRAY'S CAREER STATISTICS

YEAR	GP-GS	MIN/AVG	FG-A	PCT	3FG-A	PCT	FT-A	PCT	OFF-DEF-TOT	AVG	PF-FO	AST	TO	BLK	STL	PTS	AVG
2010-11	23-3	322/14.0	23-55	.418	7-19	.368	16-27	.593	6-14-20	0.9	14-0	14	13	3	6	69	3.0
2011-12	6-1	109/18.2	11-19	.579	1-4	.250	1-4	.250	2-7-9	1.5	4-0	5	8	2	3	24	4.0
TOTAL	29-4	431/14.9	34-74	.459	8-23	.348	17-31	.548	8-21-29	1.0	18-0	19	21	5	9	93	3.2



5 CHRISTIAN BIBI NDONGO

Senior • Forward • 6-8 • 195
Yaounde, Cameroon • John Wood CC

2011-12

- Played in a career-high 23 minutes against Indiana State (Nov. 14).
- Had two blocks against Indiana State.
- Recorded a season-best five points at Southeastern La. (Nov. 19).
- Tallied five points and a career-high four blocks in a career-high 25 minutes against Harding (Nov. 26).
- Hit his second career 3-pointer against Harding.

2010-11

- Appeared in 23 games, all off the bench.
- Averaged 1.7 points and 1.4 rebounds in 8.6 minutes per game.
- Had career highs in points (9), field goals (3) and 3-pointers (1) against Arkansas State (Feb. 10).
- Pulled down a season-high five rebounds twice.
- Led the team in blocked shots seven times.
- Appeared in 11 of 16 conference games.
- Upped his scoring average to 2.3 points per game in conference play.

SEASON/CAREER HIGHS**Points**

Season: 5 (twice)
Career: 9, vs. Arkansas State (2/10/11)

Field Goals

Season: 2, at Southeastern La. (11/19/11)
Career: 3, vs. Arkansas State (2/10/11)

Field Goal Attempts

Season: 4, vs. Harding (11/26/11)
Career: 4, vs. Harding (11/26/11)

3-Point Field Goals

Season: 1, vs. Harding (11/26/11)
Career: 1 (twice)

3-Point Attempts

Season: 2, vs. Harding (11/26/11)
Career: 2, vs. Harding (11/26/11)

Free Throws

Season: 2 (twice)
Career: 3 (twice)

Free Throw Attempts

Season: 6, at Ole Miss (11/11/11)
Career: 6 (twice)

Rebounds

Season: 5 (twice)
Career: 5 (four times)

Offensive Rebounds

Season: 1 (twice)
Career: 3, vs. South Dakota (11/28/10)

Defensive Rebounds

Season: 4 (twice)
Career: 4 (three times)

Assists

Season: 1 (twice)
Career: 1 (seven times)

Turnovers

Season: 1, at Ole Miss (11/11/11)
Career: 2 (five times)

Blocks

Season: 4, vs. Harding (11/26/11)
Career: 4, vs. Harding (11/26/11)

Steals

Season: 1 (three times)
Career: 1 (seven times)

Minutes

Season: 25, vs. Harding (11/26/11)
Career: 25, vs. Harding (11/26/11)

MISCELLANEOUS STATS

	11-12	Career
Double-figure Points:	0	0
Double-figure Rebounds:	0	0
20-Plus Points	0	0
30-Plus Points	0	0
Led Team in Scoring:	0	0
Led Team in Rebounding	0	0
Led Team in Assists	0	0
Led Team in Blocks	1	8
Led Team in Steals	1	1
Double-Doubles:	0	0

2011-12 SEASON GAME-BY-GAME

Date	Opponent	gs	min	fg-a	3fg-a	ft-a	o-d-t	pf	a	to	blk	stl	pts
Nov. 11	at Ole Miss	*	21	1-3	0-0	2-6	1-4-5	2	0	1	0	0	4
Nov. 14	Indiana State		23	0-1	0-0	0-0	0-2-2	0	1	0	2	1	0
Nov. 16	at Tennessee		Did Not Play										
Nov. 19	at Southeastern Louisiana	*	22	2-3	0-0	1-2	0-2-2	3	0	0	1	1	5
Nov. 21	at Mississippi State		Did Not Play										
Nov. 26	Harding		25	1-4	1-2	2-2	1-4-5	4	1	0	4	1	5
Nov. 28	at Nicholls State												
Dec. 3	Louisiana Tech												
Dec. 10	at Texas A&M												
Dec. 12	Nicholls State												
Dec. 15	Northwestern State												
Dec. 19	at UNLV												
Dec. 21	at Indiana State												
Dec. 29	Western Kentucky												
Dec. 31	Arkansas State												
Jan. 5	at Florida Atlantic												
Jan. 7	at FIU												
Jan. 12	UALR												
Jan. 14	North Texas												
Jan. 19	Denver												
Jan. 21	at Troy												
Jan. 28	UL-Lafayette												
Feb. 2	at Arkansas State												
Feb. 4	at UALR												
Feb. 11	South Alabama												
Feb. 16	at North Texas												
Feb. 18	at Denver												
Feb. 23	Middle Tennessee												
Feb. 25	at UL-Lafayette												

BIBI NDONGO'S CAREER STATISTICS

YEAR	GP-GS	MIN/AVG	FG-A	PCT	3FG-A	PCT	FT-A	PCT	OFF-DEF-TOT	AVG	PF-FO	AST	TO	BLK	STL	PTS	AVG
2010-11	23-0	198/8.6	13-32	.406	1-1	1.000	11-16	.688	12-21-33	1.4	20-0	5	15	8	4	38	1.7
2011-12	4-2	91/22.8	4-11	.364	1-2	.500	5-10	.500	2-12-14	3.5	9-0	2	1	7	3	14	3.5
TOTAL	27-2	289/10.7	17-43	.395	2-3	.667	16-26	.615	14-33-47	1.7	29-0	7	16	15	7	52	1.9

**10 TRENT MACKEY**

Freshman • Guard • 6-3 • 180

Tampa, Fla. • Newsome HS

2011-12

- Has made starts in four consecutive games.
- Recorded five points, five rebounds and two assists against Ole Miss (Nov. 11) in his first collegiate game.
- Made his first start against Indiana State (Nov. 14), scoring eight points and pulling down two rebounds.
- Had a career-high three assists at Mississippi State (Nov. 21).
- Recorded career highs in points (13), field goals (5) and 3-pointers (3) against Harding (Nov. 26).

2010-11

- Averaged 20.9 points, 3.9 rebounds, 2.8 assists and 1.9 steals per game for Newsome High School.
- Finished second in Florida Athletic Coaches Association District MVP voting.
- Converted 77 of 181 (.425) from 3-point range.
- Finished second in career scoring at Newsome with 1,130 points.
- Holds school records for most 3-pointers made in a season and career at Newsome.
- Coached by his father, Jon Mackey.
- Also played for Florida Elite AAU team, coached by Conrad Foss.

SEASON/CAREER HIGHS**Points**

Season: 13, vs. Harding (11/26/11)
 Career: 13, vs. Harding (11/26/11)

Field Goals

Season: 5, vs. Harding (11/26/11)
 Career: 5, vs. Harding (11/26/11)

Field Goal Attempts

Season: 9, vs. Harding (11/26/11)
 Career: 9, vs. Harding (11/26/11)

3-Point Field Goals

Season: 3, vs. Harding (11/26/11)
 Career: 3, vs. Harding (11/26/11)

3-Point Attempts

Season: 5, vs. Harding (11/26/11)
 Career: 5, vs. Harding (11/26/11)

Free Throws

Season: 2, vs. Indiana State (11/14/11)
 Career: 2, vs. Indiana State (11/14/11)

Free Throw Attempts

Season: 2, vs. Indiana State (11/14/11)
 Career: 2, vs. Indiana State (11/14/11)

Rebounds

Season: 5, at Ole Miss (11/11/11)
 Career: 5, at Ole Miss (11/11/11)

Offensive Rebounds

Season: 1 (twice)
 Career: 1 (twice)

Defensive Rebounds

Season: 4, at Ole Miss (11/11/11)
 Career: 4, at Ole Miss (11/11/11)

Assists

Season: 3 (twice)
 Career: 3 (twice)

Turnovers

Season: 3 (twice)
 Career: 3 (twice)

Blocks

Season: n/a
 Career: n/a

Steals

Season: 1 (twice)
 Career: 1 (twice)

Minutes

Season: 28, at Mississippi State (11/21/11)
 Career: 28, at Mississippi State (11/21/11)

MISCELLANEOUS STATS

	11-12	Career
Double-figure Points:	1	1
Double-figure Rebounds:	0	0
20-Plus Points	0	0
30-Plus Points	0	0
Led Team in Scoring:	0	0
Led Team in Rebounding	0	0
Led Team in Assists	1	1
Led Team in Blocks	0	0
Led Team in Steals	0	0
Double-Doubles:	0	0

2011-12 SEASON GAME-BY-GAME

Date	Opponent	gs	min	fg-a	3fg-a	ft-a	o-d-t	pf	a	to	blk	stl	pts
Nov. 11	at Ole Miss		22	2-7	1-4	0-0	1-4-5	1	2	1	0	0	5
Nov. 14	Indiana State	*	26	2-4	2-4	2-2	1-1-2	0	0	3	0	0	8
Nov. 16	at Tennessee	*	23	2-2	2-2	0-0	0-1-1	2	1	1	0	1	6
Nov. 19	at Southeastern Louisiana	*	7	1-1	0-0	0-0	0-0-0	1	0	2	0	0	2
Nov. 21	at Mississippi State	*	28	2-6	1-4	0-0	0-3-3	1	3	3	0	0	5
Nov. 26	Harding		27	5-9	3-5	0-0	0-1-1	3	3	1	0	1	13
Nov. 28	at Nicholls State												
Dec. 3	Louisiana Tech												
Dec. 10	at Texas A&M												
Dec. 12	Nicholls State												
Dec. 15	Northwestern State												
Dec. 19	at UNLV												
Dec. 21	at Indiana State												
Dec. 29	Western Kentucky												
Dec. 31	Arkansas State												
Jan. 5	at Florida Atlantic												
Jan. 7	at FIU												
Jan. 12	UALR												
Jan. 14	North Texas												
Jan. 19	Denver												
Jan. 21	at Troy												
Jan. 28	UL-Lafayette												
Feb. 2	at Arkansas State												
Feb. 4	at UALR												
Feb. 11	South Alabama												
Feb. 16	at North Texas												
Feb. 18	at Denver												
Feb. 23	Middle Tennessee												
Feb. 25	at UL-Lafayette												

MACKEY'S CAREER STATISTICS

YEAR	GP-GS	MIN/AVG	FG-A	PCT	3FG-A	PCT	FT-A	PCT	OFF-DEF-TOT	AVG	PF-FO	AST	TO	BLK	STL	PTS	AVG
2011-12	6-4	133/22.2	14-29	.483	9-19	.474	2-2	1.000	2-10-12	2.0	8-0	9	11	0	2	39	6.5
TOTAL	6-4	133/22.2	14-29	.483	9-19	.474	2-2	1.000	2-10-12	2.0	8-0	9	11	0	2	39	6.5



11 CHARLES WINBORNE

Sophomore • Guard • 6-1 • 185
Shreveport, La. • Loyola-Chicago

2011-12

- Made his ULM debut against Ole Miss (Nov. 11), scoring six points and dishing out three assists.
- Tallied 12 points, including four 3-pointers against Indiana State (Nov. 14).
- Scored a career-high 15 points on 6-of-12 shooting at Southeastern La. (Nov. 19).
- Had a career-high 18 points on 7-of-12 shooting against Harding (Nov. 26).
- Only ULM player to hit at least one 3-pointer in all six games.

2010-11

- Sat out last season after transferring from Loyola-Chicago.

SEASON/CAREER HIGHS**Points**

Season: 18, vs. Harding (11/26/11)
Career: 18, vs. Harding (11/26/11)

Field Goals

Season: 7, vs. Harding (11/26/11)
Career: 7, vs. Harding (11/26/11)

Field Goal Attempts

Season: 12 (twice)
Career: 12 (twice)

3-Point Field Goals

Season: 4, vs. Indiana State (11/14/11)
Career: 4, vs. Indiana State (11/14/11)

3-Point Attempts

Season: 6 (twice)
Career: 6 (twice)

Free Throws

Season: 1 (twice)
Career: 1 (twice)

Free Throw Attempts

Season: 2, at Ole Miss (11/11/11)
Career: 2, at Ole Miss (11/11/11)

Rebounds

Season: 4, at Mississippi State (11/21/11)
Career: 4, at Mississippi State (11/21/11)

Offensive Rebounds

Season: 1, at Southeastern La. (11/19/11)
Career: 1, at Southeastern La. (11/19/11)

Defensive Rebounds

Season: 2 (three times)
Career: 2 (three times)

Assists

Season: 5, at Tennessee (11/16/11)
Career: 5, at Tennessee (11/16/11)

Turnovers

Season: 2 (twice)
Career: 2 (twice)

Blocks

Season: 1, at Ole Miss (11/11/11)
Career: 1, at Ole Miss (11/11/11)

Steals

Season: 1 (twice)
Career: 1 (three times)

Minutes

Season: 35, at Southeastern La. (11/19/11)
Career: 35, at Southeastern La. (11/19/11)

MISCELLANEOUS STATS

	11-12	Career
Double-figure Points:	3	3
Double-figure Rebounds:	0	0
20-Plus Points	0	0
30-Plus Points	0	0
Led Team in Scoring:	1	1
Led Team in Rebounding	0	0
Led Team in Assists	1	1
Led Team in Blocks	1	1
Led Team in Steals	0	0
Double-Doubles:	0	0

2011-12 SEASON GAME-BY-GAME

Date	Opponent	gs	min	fg-a	3fg-a	ft-a	o-d-t	pf	a	to	blk	stl	pts
Nov. 11	at Ole Miss	*	23	2-6	1-3	1-2	0-2-2	3	3	1	1	0	6
Nov. 14	Indiana State		26	4-7	4-5	0-0	0-0-0	1	1	1	0	0	12
Nov. 16	at Tennessee	*	23	2-6	2-5	0-0	0-2-2	1	5	1	0	0	6
Nov. 19	at Southeastern Louisiana		35	6-12	3-6	0-0	1-2-3	2	3	2	0	1	15
Nov. 21	at Mississippi State	*	25	4-9	1-3	0-0	1-3-4	1	0	2	0	0	9
Nov. 26	Harding	*	30	7-12	3-6	1-1	0-0-0	1	4	1	0	1	18
Nov. 28	at Nicholls State												
Dec. 3	Louisiana Tech												
Dec. 10	at Texas A&M												
Dec. 12	Nicholls State												
Dec. 15	Northwestern State												
Dec. 19	at UNLV												
Dec. 21	at Indiana State												
Dec. 29	Western Kentucky												
Dec. 31	Arkansas State												
Jan. 5	at Florida Atlantic												
Jan. 7	at FIU												
Jan. 12	UALR												
Jan. 14	North Texas												
Jan. 19	Denver												
Jan. 21	at Troy												
Jan. 28	UL-Lafayette												
Feb. 2	at Arkansas State												
Feb. 4	at UALR												
Feb. 11	South Alabama												
Feb. 16	at North Texas												
Feb. 18	at Denver												
Feb. 23	Middle Tennessee												
Feb. 25	at UL-Lafayette												

WINBORNE'S CAREER STATISTICS

YEAR	GP-GS	MIN/AVG	FG-A	PCT	3FG-A	PCT	FT-A	PCT	OFF-DEF-TOT	AVG	PF-FO	AST	TO	BLK	STL	PTS	AVG
2009-10	7-0	10/1.4	1-4	.250	1-1	1.000	0-0	.000	0-1-1	0.1	1-0	0	2	0	1	3	0.4
2011-12	6-4	162/27.0	25-52	.481	14-28	.500	2-3	.667	2-9-11	1.8	9-0	16	8	1	2	66	11.0
TOTAL	13-4	172/13.2	26-56	.464	15-29	.517	2-3	.667	2-10-12	0.9	10-0	16	10	1	3	69	5.3

**14 IFE EKE**

Sophomore • Forward • 6-7 • 210

Lagos, Nigeria • Northwest Rankin HS

2011-12

- Will redshirt due to injury.

2010-11

- Appeared in five games, all off the bench.
- Made his collegiate debut against Iowa (Nov. 16) and pulled down a season-best two rebounds.
- Played in a season-high six minutes at Stephen F. Austin (Dec. 29).

SEASON/CAREER HIGHS**Points**

Season:
Career: none

Field Goals

Season:
Career: none

Field Goal Attempts

Season:
Career: 1, at Iowa (11/16/10)

3-Point Field Goals

Season:
Career: none

3-Point Attempts

Season:
Career: none

Free Throws

Season:
Career: none

Free Throw Attempts

Season:
Career: none

Rebounds

Season:
Career: 2, at Iowa (11/16/10)

Offensive Rebounds

Season:
Career: none

Defensive Rebounds

Season:
Career: 2, at Iowa (11/16/10)

Assists

Season:
Career: none

Turnovers

Season:
Career: 1, at Iowa (11/16/10)

Blocks

Season:
Career: none

Steals

Season:
Career: none

Minutes

Season:
Career: 6, at Stephen F. Austin (12/29/10)

MISCELLANEOUS STATS

	11-12	Career
Double-figure Points:	0	0
Double-figure Rebounds:	0	0
20-Plus Points	0	0
30-Plus Points	0	0
Led Team in Scoring:	0	0
Led Team in Rebounding	0	0
Led Team in Assists	0	0
Led Team in Blocks	0	0
Led Team in Steals	0	0
Double-Doubles:	0	0

2011-12 SEASON GAME-BY-GAME

Date	Opponent	gs	min	fg-a	3fg-a	ft-a	o-d-t	pf	a	to	blk	stl	pts
Nov. 11	at Ole Miss		Did Not Play										
Nov. 14	Indiana State		Did Not Play										
Nov. 16	at Tennessee		Did Not Play										
Nov. 19	at Southeastern Louisiana		Did Not Play										
Nov. 21	at Mississippi State		Did Not Play										
Nov. 26	Harding		Did Not Play										
Nov. 28	at Nicholls State												
Dec. 3	Louisiana Tech												
Dec. 10	at Texas A&M												
Dec. 12	Nicholls State												
Dec. 15	Northwestern State												
Dec. 19	at UNLV												
Dec. 21	at Indiana State												
Dec. 29	Western Kentucky												
Dec. 31	Arkansas State												
Jan. 5	at Florida Atlantic												
Jan. 7	at FIU												
Jan. 12	UALR												
Jan. 14	North Texas												
Jan. 19	Denver												
Jan. 21	at Troy												
Jan. 28	UL-Lafayette												
Feb. 2	at Arkansas State												
Feb. 4	at UALR												
Feb. 11	South Alabama												
Feb. 16	at North Texas												
Feb. 18	at Denver												
Feb. 23	Middle Tennessee												
Feb. 25	at UL-Lafayette												

EKE'S CAREER STATISTICS

YEAR	GP-GS	MIN/AVG	FG-A	PCT	3FG-A	PCT	FT-A	PCT	OFF-DEF-TOT	AVG	PF-FO	AST	TO	BLK	STL	PTS	AVG
2010-11	5-0	16/3.2	0-1	.000	0-0	.000	0-0	.000	0-3-3	0.6	0-0	0	1	0	0	0	0.0
TOTAL	5-0	16/3.2	0-1	.000	0-0	.000	0-0	.000	0-3-3	0.6	0-0	0	1	0	0	0	0.0



15 STEVEN McCLELLAN
 Sophomore • Center • 6-7 • 250
 Fresno, Calif. • Edison HS

2011-12

- Will redshirt.

2010-11

- Appeared in 28 games, making 14 starts as a freshman.
- Averaged 5.1 points and 4.0 rebounds per game.
- Shot 50.9 percent from the field (57-of-112) and 63.6 percent from the free-throw line (28-of-44).
- Scored in double figures on two occasions.
- Averaged 5.0 points and 3.9 rebounds during conference play.
- Made his first start against Stephen F. Austin (Nov. 23), scoring a career-best 13 points.
- Had a season-high nine rebounds at UL-Lafayette (Jan. 22).
- Had 12 points on 4-of-5 shooting against FIU (Jan. 2).

SEASON/CAREER HIGHS**Points**

Season:

Career: 13, vs. Stephen F. Austin (11/23/10)

Field Goals

Season:

Career: 5, vs. Stephen F. Austin (11/23/10)

Field Goal Attempts

Season:

Career: 9, vs. Stephen F. Austin (11/23/10)

3-Point Field Goals

Season:

Career: 1 (twice)

3-Point Attempts

Season:

Career: 1 (four times)

Free Throws

Season:

Career: 4 (twice)

Free Throw Attempts

Season:

Career: 5, at Stephen F. Austin (12/29/10)

Rebounds

Season:

Career: 9, at UL-Lafayette (1/22/11)

Offensive Rebounds

Season:

Career: 6, at UL-Lafayette (1/22/11)

Defensive Rebounds

Season:

Career: 6, at Iowa (11/16/10)

Assists

Season:

Career: 2 (twice)

Turnovers

Season:

Career: 2 (four times)

Blocks

Season:

Career: 2 (twice)

Steals

Season:

Career: 2 (twice)

Minutes

Season:

Career: 31, at UL-Lafayette (1/22/11)

MISCELLANEOUS STATS

	11-12	Career
Double-figure Points:	0	2
Double-figure Rebounds:	0	0
20-Plus Points	0	0
30-Plus Points	0	0
Led Team in Scoring:	0	0
Led Team in Rebounding	0	8
Led Team in Assists	0	0
Led Team in Blocks	0	7
Led Team in Steals	0	1
Double-Doubles:	0	0

2011-12 SEASON GAME-BY-GAME

Date	Opponent	gs	min	fg-a	3fg-a	ft-a	o-d-t	pf	a	to	blk	stl	pts
Nov. 11	at Ole Miss		Did Not Play										
Nov. 14	Indiana State		Did Not Play										
Nov. 16	at Tennessee		Did Not Play										
Nov. 19	at Southeastern Louisiana		Did Not Play										
Nov. 21	at Mississippi State		Did Not Play										
Nov. 26	Harding		Did Not Play										
Nov. 28	at Nicholls State												
Dec. 3	Louisiana Tech												
Dec. 10	at Texas A&M												
Dec. 12	Nicholls State												
Dec. 15	Northwestern State												
Dec. 19	at UNLV												
Dec. 21	at Indiana State												
Dec. 29	Western Kentucky												
Dec. 31	Arkansas State												
Jan. 5	at Florida Atlantic												
Jan. 7	at FIU												
Jan. 12	UALR												
Jan. 14	North Texas												
Jan. 19	Denver												
Jan. 21	at Troy												
Jan. 28	UL-Lafayette												
Feb. 2	at Arkansas State												
Feb. 4	at UALR												
Feb. 11	South Alabama												
Feb. 16	at North Texas												
Feb. 18	at Denver												
Feb. 23	Middle Tennessee												
Feb. 25	at UL-Lafayette												

McCLELLAN'S CAREER STATISTICS

YEAR	GP-GS	MIN/AVG	FG-A	PCT	3FG-A	PCT	FT-A	PCT	OFF-DEF-TOT	AVG	PF-FO	AST	TO	BLK	STL	PTS	AVG
2010-11	28-14	542/19.4	57-112	.509	2-5	.400	28-44	.636	49-64-113	4.0	82-3	14	23	9	10	144	5.1
TOTAL	28-14	542/19.4	57-112	.509	2-5	.400	28-44	.636	49-64-113	4.0	82-3	14	23	9	10	144	5.1

**23 REGINALD SMITH**

Freshman • Guard • 6-0 • 160

Columbia, La. • Caldwell HS

2011-12

- Joined the team as a walk-on.
- Made his ULM debut at Tennessee (Nov. 16).

2010-11

- Earned second-team Louisiana 3A All-State honors for Caldwell High School.
- Averaged 22.3 points, eight assists and three rebounds per game.
- Selected to All-Northeast Louisiana team.
- Two-time first-team all-conference selection.

SEASON/CAREER HIGHS**Points**

Season: n/a

Career: n/a

Field Goals

Season: n/a

Career: n/a

Field Goal Attempts

Season: n/a

Career: n/a

3-Point Field Goals

Season: n/a

Career: n/a

3-Point Attempts

Season: n/a

Career: n/a

Free Throws

Season: n/a

Career: n/a

Free Throw Attempts

Season: n/a

Career: n/a

Rebounds

Season: n/a

Career: n/a

Offensive Rebounds

Season: n/a

Career: n/a

Defensive Rebounds

Season: n/a

Career: n/a

Assists

Season: n/a

Career: n/a

Turnovers

Season: n/a

Career: n/a

Blocks

Season: n/a

Career: n/a

Steals

Season: n/a

Career: n/a

Minutes

Season: 2, at Tennessee (11/16/11)

Career: 2, at Tennessee (11/16/11)

MISCELLANEOUS STATS

	11-12	Career
Double-figure Points:	0	0
Double-figure Rebounds:	0	0
20-Plus Points	0	0
30-Plus Points	0	0
Led Team in Scoring:	0	0
Led Team in Rebounding	0	0
Led Team in Assists	0	0
Led Team in Blocks	0	0
Led Team in Steals	0	0
Double-Doubles:	0	0

2011-12 SEASON GAME-BY-GAME

Date	Opponent	gs	min	fg-a	3fg-a	ft-a	o-d-t	pf	a	to	blk	stl	pts
Nov. 11	at Ole Miss	Did Not Play											
Nov. 14	Indiana State	Did Not Play											
Nov. 16	at Tennessee	2		0-0	0-0	0-0	0-0-0	0	0	0	0	0	0
Nov. 19	at Southeastern Louisiana	Did Not Play											
Nov. 21	at Mississippi State	1		0-0	0-0	0-0	0-0-0	0	0	0	0	0	0
Nov. 26	Harding	Did Not Play											
Nov. 28	at Nicholls State												
Dec. 3	Louisiana Tech												
Dec. 10	at Texas A&M												
Dec. 12	Nicholls State												
Dec. 15	Northwestern State												
Dec. 19	at UNLV												
Dec. 21	at Indiana State												
Dec. 29	Western Kentucky												
Dec. 31	Arkansas State												
Jan. 5	at Florida Atlantic												
Jan. 7	at FIU												
Jan. 12	UALR												
Jan. 14	North Texas												
Jan. 19	Denver												
Jan. 21	at Troy												
Jan. 28	UL-Lafayette												
Feb. 2	at Arkansas State												
Feb. 4	at UALR												
Feb. 11	South Alabama												
Feb. 16	at North Texas												
Feb. 18	at Denver												
Feb. 23	Middle Tennessee												
Feb. 25	at UL-Lafayette												

SMITH'S CAREER STATISTICS

YEAR	GP-GS	MIN/AVG	FG-A	PCT	3FG-A	PCT	FT-A	PCT	OFF-DEF-TOT	AVG	PF-FO	AST	TO	BLK	STL	PTS	AVG
2011-12	2-0	3/1.5	0-0	.000	0-0	.000	0-0	.000	0-0-0	0.0	0-0	0	0	0	0	0	0.0
TOTAL	2-0	3/1.5	0-0	.000	0-0	.000	0-0	.000	0-0-0	0.0	0-0	0	0	0	0	0	0.0



24 HUGH MINGO

Senior • Guard • 6-3 • 175
West Monroe, La. • South Plains CC

2011-12

- Attempted a season-high 13 shots against Indiana State (Nov. 14).
- Came off the bench to record 11 points, seven rebounds and four assists at Tennessee (Nov. 16).

2010-11

- Led the team with 30 starts and was the only ULM player to appear in all 31 games.
- Averaged 9.5 points and 4.7 rebounds per game.
- Tied for the team lead with 44 steals.
- Shot 37.6 percent from the field (111-of-295), 29.4 percent from 3-point range (45-of-153) and 66.7 percent from the free-throw line (28-of-42).
- Led the team in scoring on six occasions.
- Scored in double figures in 13 consecutive games early in the season.
- Named Sun Belt Player of the Week (Dec. 13) after scoring a career-high 27 points and swiping a career-high seven steals (third most in school history) against Centenary.
- Had 18 points on 8-of-13 shooting at Louisiana Tech (Dec. 4).
- Post first career double-double (11 points and 10 rebounds) at Arkansas State (Jan. 27).
- Followed up with an 18-point, 10-rebound effort in his next game, against Troy (Jan. 29).

SEASON/CAREER HIGHS**Points**

Season: 11, at Tennessee (11/16/11)
Career: 27, vs. Centenary (12/11/10)

Field Goals

Season: 5, at Tennessee (11/16/11)
Career: 9, vs. Centenary (12/11/10)

Field Goal Attempts

Season: 13, vs. Indiana State (11/14/11)
Career: 17, vs. Centenary (12/11/10)

3-Point Field Goals

Season: 1, at Mississippi State (11/21/11)
Career: 4 (twice)

3-Point Attempts

Season: 3, vs. Indiana State (11/14/11)
Career: 10 (twice)

Free Throws

Season: 2, at Mississippi State (11/21/11)
Career: 7, vs. Centenary (12/11/10)

Free Throw Attempts

Season: 3, at Mississippi State (11/21/11)
Career: 9, vs. Centenary (12/11/10)

Rebounds

Season: 7, at Tennessee (11/16/11)
Career: 10 (twice)

Offensive Rebounds

Season: 2, at Mississippi State (11/21/11)
Career: 2 (three times)

Defensive Rebounds

Season: 6, at Tennessee (11/16/11)
Career: 9, at Arkansas State (1/27/11)

Assists

Season: 4, at Tennessee (11/16/11)
Career: 4, vs. Denver (1/8/11)

Turnovers

Season: 3 (twice)
Career: 5 (twice)

Blocks

Season: 1 (three times)
Career: 2, vs. SE Oklahoma State (11/20/10)

Steals

Season: 1 (twice)
Career: 7, vs. Centenary (12/11/10)

Minutes

Season: 28, vs. Indiana State (11/14/11)
Career: 40 (seven times)

MISCELLANEOUS STATISTICS

	11-12	Career
Double-figure Points:	1	16
Double-figure Rebounds:	0	2
20-Plus Points	0	1
30-Plus Points	0	0
Led Team in Scoring:	0	6
Led Team in Rebounding	2	8
Led Team in Assists	0	5
Led Team in Blocks	1	4
Led Team in Steals	1	13
Double-Doubles:	0	2

2011-12 SEASON GAME-BY-GAME

Date	Opponent	gs	min	fg-a	3fg-a	ft-a	o-d-t	pf	a	to	blk	stl	pts
Nov. 11	at Ole Miss	*	18	1-5	0-2	0-0	0-0-0	4	0	3	1	1	2
Nov. 14	Indiana State	*	28	3-13	0-3	0-0	0-5-5	2	0	3	1	0	6
Nov. 16	at Tennessee		27	5-12	0-2	1-2	1-6-7	2	4	0	1	0	11
Nov. 19	at Southeastern Louisiana	*	17	1-5	0-2	0-0	0-1-1	2	0	0	0	1	2
Nov. 21	at Mississippi State		16	3-6	1-2	2-3	2-3-5	1	1	0	0	0	9
Nov. 26	Harding	*	10	0-2	0-1	0-0	0-1-1	3	0	0	0	0	0
Nov. 28	at Nicholls State												
Dec. 3	Louisiana Tech												
Dec. 10	at Texas A&M												
Dec. 12	Nicholls State												
Dec. 15	Northwestern State												
Dec. 19	at UNLV												
Dec. 21	at Indiana State												
Dec. 29	Western Kentucky												
Dec. 31	Arkansas State												
Jan. 5	at Florida Atlantic												
Jan. 7	at FIU												
Jan. 12	UALR												
Jan. 14	North Texas												
Jan. 19	Denver												
Jan. 21	at Troy												
Jan. 28	UL-Lafayette												
Feb. 2	at Arkansas State												
Feb. 4	at UALR												
Feb. 11	South Alabama												
Feb. 16	at North Texas												
Feb. 18	at Denver												
Feb. 23	Middle Tennessee												
Feb. 25	at UL-Lafayette												

MINGO'S CAREER STATISTICS

YEAR	GP-GS	MIN/AVG	FG-A	PCT	3FG-A	PCT	FT-A	PCT	OFF-DEF-TOT	AVG	PF-FO	AST	TO	BLK	STL	PTS	AVG
2010-11	31-30	1038/33.5	111-295	.376	45-153	.294	28-42	.667	21-126-147	4.7	83-2	40	60	4	44	295	9.5
2011-12	6-4	116/19.3	13-43	.302	1-12	.083	3-5	.600	3-16-19	3.2	14-0	5	6	3	2	30	5.0
TOTAL	37-34	1154/31.2	124-338	.367	46-165	.279	31-47	.660	24-142-166	4.5	97-2	45	66	7	46	325	8.8



33 D'ANDRE MARTIN

Freshman • Guard • 6-2 • 195
Monroe, La. • Richwood HS

2011-12

- Joined the team as a walk-on.
- Nephew of former ULM basketball player Terry Martin.
- Made his ULM debut at Tennessee (Nov. 16).
- Recorded a steal against Harding (Nov. 26).

2010-11

- District 2-3A Most Valuable Player for Richwood High School.
- Louisiana Writers Association First-Team All-State selection.
- Selected to All-Northeast Louisiana Team.
- Averaged 22 points, 12 rebounds, four assists and three steals per game.
- Helped Richwood to the Louisiana Class 3A semifinals.

SEASON/CAREER HIGHS**Points**

Season: n/a
Career: n/a

Field Goals

Season: n/a
Career: n/a

Field Goal Attempts

Season: 1 (twice)
Career: 1 (twice)

3-Point Field Goals

Season: n/a
Career: n/a

3-Point Attempts

Season: n/a
Career: n/a

Free Throws

Season: n/a
Career: n/a

Free Throw Attempts

Season: n/a
Career: n/a

Rebounds

Season: n/a
Career: n/a

Offensive Rebounds

Season: n/a
Career: n/a

Defensive Rebounds

Season: n/a
Career: n/a

Assists

Season: n/a
Career: n/a

Turnovers

Season: 2, at Tennessee (11/16/11)
Career: 2, at Tennessee (11/16/11)

Blocks

Season: n/a
Career: n/a

Steals

Season: 1, vs. Harding (11/26/11)
Career: 1, vs. Harding (11/26/11)

Minutes

Season: 3, vs. Harding (11/26/11)
Career: 3, vs. Harding (11/26/11)

MISCELLANEOUS STATS

	11-12	Career
Double-figure Points:	0	0
Double-figure Rebounds:	0	0
20-Plus Points	0	0
30-Plus Points	0	0
Led Team in Scoring:	0	0
Led Team in Rebounding	0	0
Led Team in Assists	0	0
Led Team in Blocks	0	0
Led Team in Steals	0	0
Double-Doubles:	0	0

2011-12 SEASON GAME-BY-GAME

Date	Opponent	gs	min	fg-a	3fg-a	ft-a	o-d-t	pf	a	to	blk	stl	pts
Nov. 11	at Ole Miss	Did Not Play											
Nov. 14	Indiana State	Did Not Play											
Nov. 16	at Tennessee	2		0-0	0-0	0-0	0-0-0	0	0	2	0	0	0
Nov. 19	at Southeastern Louisiana	Did Not Play											
Nov. 21	at Mississippi State	1		0-1	0-0	0-0	0-0-0	0	0	0	0	0	0
Nov. 26	Harding	3		0-1	0-0	0-0	0-0-0	1	0	1	0	1	0
Nov. 28	at Nicholls State												
Dec. 3	Louisiana Tech												
Dec. 10	at Texas A&M												
Dec. 12	Nicholls State												
Dec. 15	Northwestern State												
Dec. 19	at UNLV												
Dec. 21	at Indiana State												
Dec. 29	Western Kentucky												
Dec. 31	Arkansas State												
Jan. 5	at Florida Atlantic												
Jan. 7	at FIU												
Jan. 12	UALR												
Jan. 14	North Texas												
Jan. 19	Denver												
Jan. 21	at Troy												
Jan. 28	UL-Lafayette												
Feb. 2	at Arkansas State												
Feb. 4	at UALR												
Feb. 11	South Alabama												
Feb. 16	at North Texas												
Feb. 18	at Denver												
Feb. 23	Middle Tennessee												
Feb. 25	at UL-Lafayette												

MARTIN'S CAREER STATISTICS

YEAR	GP-GS	MIN/AVG	FG-A	PCT	3FG-A	PCT	FT-A	PCT	OFF-DEF-TOT	AVG	PF-FO	AST	TO	BLK	STL	PTS	AVG
2011-12	3-0	6/2.0	0-2	.000	0-0	.000	0-0	.000	0-0-0	0.0	1-0	0	3	0	1	0	0.0
TOTAL	3-0	6/2.0	0-2	.000	0-0	.000	0-0	.000	0-0-0	0.0	1-0	0	3	0	1	0	0.0



35 TREY LINDSEY

Freshman • Forward • 6-6 • 205
Austin, Texas • Bowie HS

2011-12

- Made his collegiate debut against Ole Miss (Nov. 11), scoring three points and pulling down four rebounds. Also Played in a team-high 30 minute.
- Made his first start against Indiana State (Nov. 14). Pulled down six rebounds in just 18 minutes of action.

HIGH SCHOOL

- Averaged 14 points, five rebounds and four assists as a senior for Bowie High School.
- Two-time second-team all-district selection.
- Helped Bowie to district championships in 2008 and 2010.

SEASON/CAREER HIGHS**Points**

Season: 4, at Tennessee (11/16/11)
Career: 4, at Tennessee (11/16/11)

Field Goals

Season: 1 (four times)
Career: 1 (four times)

Field Goal Attempts

Season: 4, at Ole Miss (11/11/11)
Career: 4, at Ole Miss (11/11/11)

3-Point Field Goals

Season: 1 (twice)
Career: 1 (twice)

3-Point Attempts

Season: 3, at Ole Miss (11/11/11)
Career: 3, at Ole Miss (11/11/11)

Free Throws

Season: 2 (twice)
Career: 2 (twice)

Free Throw Attempts

Season: 2 (three times)
Career: 2 (three times)

Rebounds

Season: 6, vs. Indiana State (11/14/11)
Career: 6, vs. Indiana State (11/14/11)

Offensive Rebounds

Season: 1 (twice)
Career: 1 (twice)

Defensive Rebounds

Season: 5, vs. Indiana State (11/14/11)
Career: 5, vs. Indiana State (11/14/11)

Assists

Season: 2 (twice)
Career: 2 (twice)

Turnovers

Season: 1 (twice)
Career: 1 (twice)

Blocks

Season: n/a
Career: n/a

Steals

Season: 1 (four times)
Career: 1 (four times)

Minutes

Season: 30, at Ole Miss (11/11/11)
Career: 30, at Ole Miss (11/11/11)

MISCELLANEOUS STATS

	11-12	Career
Double-figure Points:	0	0
Double-figure Rebounds:	0	0
20-Plus Points	0	0
30-Plus Points	0	0
Led Team in Scoring:	0	0
Led Team in Rebounding	0	0
Led Team in Assists	0	0
Led Team in Blocks	0	0
Led Team in Steals	1	1
Double-Doubles:	0	0

2011-12 SEASON GAME-BY-GAME

Date	Opponent	gs	min	fg-a	3fg-a	ft-a	o-d-t	pf	a	to	blk	stl	pts
Nov. 11	at Ole Miss		30	1-4	0-3	1-2	0-4-4	3	0	1	0	1	3
Nov. 14	Indiana State	*	18	1-1	1-1	0-0	1-5-6	5	2	0	0	0	3
Nov. 16	at Tennessee	*	20	1-3	0-1	2-2	0-4-4	5	0	1	0	1	4
Nov. 19	at Southeastern Louisiana		21	0-3	0-1	2-2	1-3-4	1	0	0	0	0	2
Nov. 21	at Mississippi State		16	1-1	0-0	0-0	0-1-1	2	2	0	0	1	2
Nov. 26	Harding		15	1-1	1-1	0-0	0-2-2	4	1	2	0	1	3
Nov. 28	at Nicholls State												
Dec. 3	Louisiana Tech												
Dec. 10	at Texas A&M												
Dec. 12	Nicholls State												
Dec. 15	Northwestern State												
Dec. 19	at UNLV												
Dec. 21	at Indiana State												
Dec. 29	Western Kentucky												
Dec. 31	Arkansas State												
Jan. 5	at Florida Atlantic												
Jan. 7	at FIU												
Jan. 12	UALR												
Jan. 14	North Texas												
Jan. 19	Denver												
Jan. 21	at Troy												
Jan. 28	UL-Lafayette												
Feb. 2	at Arkansas State												
Feb. 4	at UALR												
Feb. 11	South Alabama												
Feb. 16	at North Texas												
Feb. 18	at Denver												
Feb. 23	Middle Tennessee												
Feb. 25	at UL-Lafayette												

LINDSEY'S CAREER STATISTICS

YEAR	GP-GS	MIN/AVG	FG-A	PCT	3FG-A	PCT	FT-A	PCT	OFF-DEF-TOT	AVG	PF-FO	AST	TO	BLK	STL	PTS	AVG
2011-12	6-2	120/20.0	5-13	.385	2-7	.286	5-6	.833	2-19-21	3.5	20-2	5	4	0	4	17	2.8
TOTAL	6-2	120/20.0	5-13	.385	2-7	.286	5-6	.833	2-19-21	3.5	20-2	5	4	0	4	17	2.8

**41 FABIO RIBEIRO**

Senior • Center • 6-10 • 250

Caetonopolis, Brazil • New Mexcio JC

2011-12

- Had season highs in points (8) and rebounds (7) against Tennessee (Nov. 16).

2010-11

- Appeared in 29 games, making 12 starts.
- Averaged 3.3 points and 2.5 rebounds per game.
- Shot 46.4 percent from the field (39-of-84) and 48.6 percent from the free-throw line (17-of-35).
- Had a career-best 15 points on 6-of-9 shooting at UTEP (Dec. 15).
- Grabbed a career-high 10 rebounds in teh season opener at Texas Tech (Nov. 12).
- Played a career-high 34 minutes against Illinois State (Nov. 27), recording a career-best two blocks.

SEASON/CAREER HIGHS**Points**

Season: 8, at Tennessee (11/16/11)

Career: 15, at UTEP (12/15/10)

Field Goals

Season: 4, at Tennessee (11/16/11)

Career: 6, at UTEP (12/15/10)

Field Goal Attempts

Season: 11, at Tennessee (11/16/11)

Career: 11, at Tennessee (11/16/11)

3-Point Field Goals

Season: n/a

Career: 1, at North Texas (2/19/11)

3-Point Attempts

Season: n/a

Career: 2, at North Texas (2/19/11)

Free Throws

Season: 1, at Ole Miss (11/11/11)

Career: 3 (three times)

Free Throw Attempts

Season: 2, at Ole Miss (11/11/11)

Career: 6, vs. Troy (1/29/11)

Rebounds

Season: 7, at Tennessee (11/16/11)

Career: 10, at Texas Tech (11/12/10)

Offensive Rebounds

Season: 2, vs. Indiana State (11/14/11)

Career: 4 (twice)

Defensive Rebounds

Season: 7, at Tennessee (11/16/11)

Career: 8, at Texas Tech (11/12/10)

Assists

Season: 1 (twice)

Career: 2 (twice)

Turnovers

Season: 5, at Ole Miss (11/11/11)

Career: 5, at Ole Miss (11/11/11)

Blocks

Season: 1 (twice)

Career: 2, at Illinois State (11/27/10)

Steals

Season: 1 (twice)

Career: 2, vs. UALR (2/12/11)

Minutes

Season: 33, at Tennessee (11/16/11)

Career: 34, at Illinois State (11/27/10)

MISCELLANEOUS STATS

	11-12	Career
Double-figure Points:	0	1
Double-figure Rebounds:	0	1
20-Plus Points	0	0
30-Plus Points	0	0
Led Team in Scoring:	0	1
Led Team in Rebounding	3	5
Led Team in Assists	0	1
Led Team in Blocks	0	3
Led Team in Steals	0	1
Double-Doubles:	0	0

2011-12 SEASON GAME-BY-GAME

Date	Opponent	gs	min	fg-a	3fg-a	ft-a	o-d-t	pf	a	to	blk	stl	pts
Nov. 11	at Ole Miss	*	29	2-7	0-0	1-2	0-6-6	4	1	5	0	0	5
Nov. 14	Indiana State	*	21	3-10	0-0	0-0	2-2-4	2	1	3	0	0	6
Nov. 16	at Tennessee	*	33	4-11	0-0	0-0	0-7-7	3	0	0	1	1	8
Nov. 19	at Southeastern Louisiana		20	1-1	0-0	0-0	0-3-3	1	0	1	0	1	2
Nov. 21	at Mississippi State	*	24	1-1	0-0	0-0	1-4-5	2	0	3	1	0	2
Nov. 26	Harding	*	14	2-6	0-0	0-0	1-3-4	2	0	1	0	0	4
Nov. 28	at Nicholls State												
Dec. 3	Louisiana Tech												
Dec. 10	at Texas A&M												
Dec. 12	Nicholls State												
Dec. 15	Northwestern State												
Dec. 19	at UNLV												
Dec. 21	at Indiana State												
Dec. 29	Western Kentucky												
Dec. 31	Arkansas State												
Jan. 5	at Florida Atlantic												
Jan. 7	at FIU												
Jan. 12	UALR												
Jan. 14	North Texas												
Jan. 19	Denver												
Jan. 21	at Troy												
Jan. 28	UL-Lafayette												
Feb. 2	at Arkansas State												
Feb. 4	at UALR												
Feb. 11	South Alabama												
Feb. 16	at North Texas												
Feb. 18	at Denver												
Feb. 23	Middle Tennessee												
Feb. 25	at UL-Lafayette												

RIBEIRO'S CAREER STATISTICS

YEAR	GP-GS	MIN/AVG	FG-A	PCT	3FG-A	PCT	FT-A	PCT	OFF-DEF-TOT	AVG	PF-FO	AST	TO	BLK	STL	PTS	AVG
2009-10	6-1	50/8.3	3-7	.429	0-0	.000	0-0	.000	4-5-9	1.5	9-0	0	2	1	0	6	1.0
2010-11	29-12	517/17.8	39-84	.464	1-2	.500	17-35	.486	29-44-73	2.5	67-2	7	33	6	7	96	3.3
2011-12	6-5	141/23.5	13-36	.361	0-0	.000	1-2	.500	4-25-29	4.8	14-0	2	13	2	2	27	4.5
TOTAL	41-18	708/17.3	55-127	.433	1-2	.500	18-37	.486	37-74-111	2.7	90-2	9	48	9	9	129	3.1



55 FRED BROWN

Senior • Guard • 6-2 • 190
West Palm Beach, Fla. • Kansas State

2011-12

- Preseason Third-Team All-Sun Belt selection.
- Had no turnovers for just the second time in his ULM career against Indiana State (Nov. 14).
- Recorded a game-high 18 points, including four 3-pointers at Tennessee (Nov. 16).
- Dished out a season-best six assists at Southeastern Louisiana (Nov. 19).
- Scored a season-high 21 points on 7-of-12 shooting at Mississippi State (Nov. 21).
- Has led ULM in scoring in five of the six games.

2010-11

- Third-Team All-Louisiana selection.
- Made starts in 28 of the 29 games he played.
- Averaged a team-high 13.8 points per game.
- Finished the season ranked fifth in the Sun Belt Conference in 3-point makes per game (2.1) and 10th in the conference in scoring.
- Shot 38.6 percent from the field (149-of-386), 37.5 percent from 3-point range (60-of-160) and 77.4 percent from the free-throw line (41-of-53).
- Scored 20 points or more five times and led the team in scoring 10 times.
- Knocked in four or more 3-pointers in seven different games.
- Upped his scoring average to 14.7 points per game in conference play.
- Had a season-high 25 points, including seven 3-pointers in the season opener at Texas Tech (Nov. 12).
- Also had 25 points in a 67-65 victory at South Alabama (Jan. 15).

SEASON/CAREER HIGHS**Points**

Season: 21, at Mississippi State (11/21/11)
Career: 26, vs. Chicago State (1/5/09)

Field Goals

Season: 8, at Southeastern La. (11/19/11)
Career: 9 (three times)

Field Goal Attempts

Season: 18, at Southeastern La. (11/19/11)
Career: 28, at Louisiana Tech (12/4/10)

3-Point Field Goals

Season: 4, at Tennessee (11/16/11)
Career: 7, at Texas Tech (11/12/10)

3-Point Attempts

Season: 8, at Tennessee (11/16/11)
Career: 13, at Louisiana Tech (12/4/10)

Free Throws

Season: 5, vs. Indiana State (11/14/11)
Career: 6 (three times)

Free Throw Attempts

Season: 7, vs. Indiana State (11/14/11)
Career: 8, vs. Chicago State (1/5/09)

Rebounds

Season: 7, vs. Indiana State (11/14/11)
Career: 7 (twice)

Offensive Rebounds

Season: 1 (three times)
Career: 4 (four times)

Defensive Rebounds

Season: 7, vs. Indiana State (11/14/11)
Career: 7, vs. Indiana State (11/14/11)

Assists

Season: 6, at Southeastern La. (11/19/11)
Career: 7, at Louisiana Tech (12/4/10)

Turnovers

Season: 3 (twice)
Career: 7 (twice)

Blocks

Season: n/a
Career: 1 (eight times)

Steals

Season: 3, at Southeastern La. (11/19/11)
Career: 4 (twice)

Minutes

Season: 40, at Southeastern La. (11/19/11)
Career: 40 (seven times)

MISCELLANEOUS STATS

	11-12	Career
Double-figure Points:	5	40
Double-figure Rebounds:	0	0
20-Plus Points	1	9
30-Plus Points	0	0
Led Team in Scoring:	5	15
Led Team in Rebounding	1	1
Led Team in Assists	2	15
Led Team in Blocks	0	3
Led Team in Steals	3	15
Double-Doubles:	0	0

2011-12 SEASON GAME-BY-GAME


Date	Opponent	gs	min	fg-a	3fg-a	ft-a	o-d-t	pf	a	to	blk	stl	pts
Nov. 11	at Ole Miss	*	25	2-12	1-3	2-4	1-0-1	1	1	1	0	1	7
Nov. 14	Indiana State	*	30	4-13	2-4	5-7	0-7-7	3	5	0	0	0	15
Nov. 16	at Tennessee	*	28	6-14	4-8	2-2	0-1-1	4	2	2	0	2	18
Nov. 19	at Southeastern Louisiana	*	40	8-18	0-4	0-0	1-2-3	0	6	3	0	3	16
Nov. 21	at Mississippi State	*	34	7-12	3-5	4-4	1-1-2	0	2	3	0	2	21
Nov. 26	Harding	*	27	7-14	3-6	0-0	0-1-1	0	1	1	0	1	17
Nov. 28	at Nicholls State												
Dec. 3	Louisiana Tech												
Dec. 10	at Texas A&M												
Dec. 12	Nicholls State												
Dec. 15	Northwestern State												
Dec. 19	at UNLV												
Dec. 21	at Indiana State												
Dec. 29	Western Kentucky												
Dec. 31	Arkansas State												
Jan. 5	at Florida Atlantic												
Jan. 7	at FIU												
Jan. 12	UALR												
Jan. 14	North Texas												
Jan. 19	Denver												
Jan. 21	at Troy												
Jan. 28	UL-Lafayette												
Feb. 2	at Arkansas State												
Feb. 4	at UALR												
Feb. 11	South Alabama												
Feb. 16	at North Texas												
Feb. 18	at Denver												
Feb. 23	Middle Tennessee												
Feb. 25	at UL-Lafayette												

BROWN'S CAREER STATISTICS

YEAR	GP-GS	MIN/AVG	FG-A	PCT	3FG-A	PCT	FT-A	PCT	OFF-DEF-TOT	AVG	PF-FO	AST	TO	BLK	STL	PTS	AVG
2007-08	27-0	248/9.2	39-98	.398	20-53	.377	8-16	.500	12-22-34	1.3	20-0	18	13	3	12	106	3.9
2008-09	34-2	695/20.4	99-235	.421	54-130	.415	22-37	.595	17-38-55	1.6	53-1	45	44	2	23	274	8.1
2010-11	29-28	946/32.6	149-386	.386	60-160	.375	41-53	.774	16-46-62	2.1	63-4	77	95	3	40	399	13.8
2011-12	6-6	184/30.7	34-83	.410	13-30	.433	13-17	.765	3-12-15	2.5	8-0	17	10	0	9	94	15.7
TOTAL	96-36	2073/21.6	321-802	.400	147-373	.394	84-123	.683	48-118-166	1.7	144-5	157	162	8	84	873	9.1



2011-12 ULM MEN'S BASKETBALL

Exhibition 1 • Nov. 1 • Fant-Ewing Coliseum • Monroe, La.		
	Lubbock Christian	63
	ULM	67

MONROE, La. - Fred Brown scored a game-high 21 points and Hugh Mingo added 18 to lead ULM to a 67-63 exhibition win over Lubbock Christian Tuesday night inside Fant-Ewing Coliseum.

ULM converted 50 percent of its field goals in the second half (15-30) and made 10 of its 14 free throws to spark the victory after the teams were tied 26-all at halftime.

Fabio Ribeiro connected on 4-of-6 field goals to finish with 12 points and seven rebounds, while Charles Winborne added five points and two rebounds in his first ULM action after sitting out last season due to NCAA transfer rules. Brown and Mingo were co-leaders in rebounds with eight boards a piece.

ULM went on a 14-6 spurt, powered by a Winborne jumper and a pair of Brown baskets to claim a 46-42 advantage. Then Ribeiro found an offensive groove, scoring nine of the next 12 Warhawk points to give the hosts a 58-53 lead.

Jumpers by Brown and Ribeiro would push the Warhawks in front 62-57. A late 6-3 run by the Chaps was not enough, as three Mingo free throws down the stretch would close the game for ULM.

The Warhawks opened the contest on a 6-1 run highlighted by 3-pointers from Mingo and Brown. The Chaps responded with a quick 10-0 run of their own, capped by two Douglas Williams field goals from beyond the arc to jump in front 11-6.

A Brown free throw and a Mingo jumper pulled ULM within two (11-9) at the under-16 timeout. Then a Mingo jumper bookended a Brown 3-pointer to pull the Warhawks back on top 14-11.

Two free throws from Marcelis Hansberry ended a 9-0 Lubbock Christian run and vaulted the Warhawks on an explosive 10-0 surge. A 3-pointer from Brown, an and-one from Mingo and a layup from Ribeiro gave the hosts their biggest advantage of the first half 26-20.

The Chaps battled back, closing a 6-0 swing to send the game to the break tied 26-26. Brown paced the Warhawk attack with 10 points, followed by Mingo with nine. Hansberry added five points and four assists for ULM.

Lubbock Christian (0-1) hit its first five shots of the second half to open the game's biggest lead, 36-28. The Warhawks countered with a jumper from Christian Bibi Ndongo and a swish from Winborne to draw within four 36-32.

Anthony Brancato led Lubbock Christian with 19 points and eight rebounds, while Rashad Sample chipped in 18, all of which came in the second half.

No.	Lubbock Christian	FG	3FG	FT	R	F	TP	A	TO	B	S	MIN
05	Plunkett, A.	0-1	0-0	1-2	3	2	1	0	1	0	0	9
15	Roberts, R.	1-4	0-0	0-0	7	1	2	0	2	3	0	32
01	Williams, D.	4-10	2-5	0-0	5	3	10	2	4	0	1	29
20	Sample, R.	7-12	0-0	4-4	7	3	18	5	1	0	0	33
21	Brancato, A.	8-14	1-3	2-2	8	2	19	2	2	1	2	39
04	Viera, J.	1-1	0-0	0-0	3	4	2	0	3	0	2	8
12	Kennedy, T.	3-12	3-12	0-0	2	5	9	1	0	0	0	29
13	English, J.	1-3	0-2	0-1	2	2	2	0	0	0	0	7
14	Oropeza, E.	0-3	0-3	0-0	1	1	0	1	2	0	0	13
22	Hunter, J.	0-0	0-0	0-0	0	1	0	0	0	1	0	1
TEAM		2										
TOTALS		25-60	6-25	7-9	40	24	63	11	15	5	5	200
		(.417) (.240) (.778)										

No.	ULM	FG	3FG	FT	R	F	TP	A	TO	B	S	MIN
41	Ribeiro, F.	4-6	0-0	4-10	7	2	12	0	2	0	0	22
03	Hansberry, M.	2-10	1-3	2-2	3	1	7	5	0	0	2	25
04	McCray, R.	1-4	0-0	0-1	2	2	2	3	1	1	0	28
24	Mingo, H.	7-17	0-4	4-5	8	2	18	2	1	0	0	36
55	Brown, F.	7-17	4-10	3-4	8	3	21	3	3	0	2	31
05	Bibi Ndongo, C.	1-3	0-1	0-0	5	3	2	0	0	0	0	22
10	Mackey, T.	0-2	0-0	0-0	1	2	0	1	0	0	0	11
11	Winborne, C.	2-4	0-0	1-1	2	0	5	1	1	0	0	10
35	Lindsey, T.	0-1	0-1	0-0	1	1	0	1	1	0	1	15
TEAM		3										
TOTALS		24-64	5-19	14-23	40	15	67	16	9	1	5	200
		(.375) (.263) (.609)										

Technical Fouls: None


Officials: Raymond Natili, Forrest Sigler, James Buham

Attendance: n/a

Score by Half

Lubbock Christian..... 26-37 63

ULM 26-41 67

Exhibition 2 • Nov. 7 • Fant-Ewing Coliseum • Monroe, La.		
	Philander Smith	69
	ULM	82

MONROE, La. - ULM shot 53.7 percent from the field en route to an 82-69 exhibition victory over Philander Smith (Ark.) Monday evening inside Fant-Ewing Coliseum. The Warhawks finished with a 2-0 record in exhibition play and will open the regular season Friday at Ole Miss.

Senior guard Fred Brown led the way for ULM with 21 points and three assists while going 7-of-9 from the field. Senior guard Hugh Mingo chipped in 18 points, six rebound and three assists, and sophomore guard Charles Winborne notched his first double-digit scoring game in a ULM uniform with 10 points.

The Warhawks used an 11-1 run to build an 80-63 advantage, their largest of the game, with 3:35 remaining. Senior center Fabio Ribeiro started the run with a layup at the 7:19 mark. After a free throw from Philander Smith, the Warhawks reeled off nine straight points, capped by a layup from Brown.

Ribeiro finished with nine points and a game-high 12 rebounds in the game. ULM overwhelmed Philander Smith on the boards with a 42-20 edge. ULM also had 14 offensive rebounds and held a 42-14 advantage in points in the paint.

Brown did a majority of his work in the first half, going 4-of-4 from the field and finishing the half with 12 points. He knocked home a pair of 3-pointers in the final two minutes to give the Warhawks a 46-37 advantage at the break.

Demarkus Lipscomb and Ken Brown each had 23 points to lead the way for Philander Smith. The Panthers finished 7-of-21 from 3-point range and 24-32 from the free-throw line.

No.	Philander Smith	FG	3FG	FT	R	F	TP	A	TO	B	S	MIN
04	Bell, B.	1-7	1-6	7-7	2	4	10	2	3	0	1	25
54	Egbe, J.	0-1	0-0	0-0	3	5	0	0	0	1	5	17
02	Sims, M.	0-2	0-2	0-0	2	3	0	0	0	0	0	29
05	Lipscomb, D.	6-13	3-6	8-12	1	1	23	4	4	0	4	39
10	Brown, K.	8-18	2-6	5-6	4	5	23	4	7	0	0	34
03	Howell, A.	2-4	1-1	1-2	1	1	0	0	1	0	0	16
20	King, A.	0-0	0-0	0-0	1	1	0	0	1	0	0	3
30	Dotson, M.	1-1	0-0	1-2	2	0	3	0	1	0	0	9
44	Dumas, J.	0-1	0-0	2-3	3	1	2	0	0	0	1	17
50	Riddles, G.	1-1	0-0	0-0	1	2	2	0	2	0	0	11
TEAM		0										
TOTALS		19-48	7-21	24-32	20	22	69	11	19	1	12	200
		(.396) (.333) (.750)										

No.	ULM	FG	3FG	FT	R	F	TP	A	TO	B	S	MIN
05	Bibi Ndongo, C.	2-4	0-0	1-2	8	4	5	0	3	0	0	21
24	Mingo, H.	7-13	1-4	3-5	6	2	18	3	4	0	1	28
41	Ribeiro, F.	2-6	0-0	5-6	12	2	9	1	1	0	0	31
11	Winborne, C.	5-9	0-1	0-0	3	4	10	1	5	0	1	20
55	Brown, F.	7-9	3-4	4-4	3	2	21	3	4	0	1	28
03	Hansberry, M.	1-5	0-2	2-3	0	0	4	3	2	0	0	12
04	McCray, R.	2-2	0-0	1-2	5	4	5	2	6	0	1	18
10	Mackey, T.	2-3	2-3	0-0	0	3	6	0	1	0	0	16
35	Lindsey, T.	1-3	0-0	2-4	5	1	4	2	1	0	2	26
TEAM		0										
TOTALS		29-54	6-14	18-26	42	22	82	15	27	0	6	200
		(.537) (.429) (.692)										

Technical Fouls: Philander Smith-Brown, K. ULM-None

Officials: R-Shannon Cain, U1-Mitchell Ervin, U2-Earnie Phael

Attendance: n/a

Score by Half

Philander Smith 37-32 69

ULM 46-36 82

Game 1 • Nov. 11 • Tad Smith Coliseum • Oxford, Miss.		
	ULM	38
	OLE MISS	60

OXFORD, Miss. - ULM put forth a valiant second-half effort, but it was not enough as Ole Miss powered to a 60-38 victory Friday night in the season opener for both squads. The Warhawks shot just 28.6 percent for the game and struggled at the free-throw line, going 7-of-18.

Senior guard Fred Brown led the Warhawks with seven points on 2-of-12 shooting. It was the first time ULM failed to have a player score in double figures since 2006 against Iowa State. Freshman Trent Mackey came off the bench to notch five points and five rebounds in his first collegiate game.

ULM put on a spectacular defense display in the second half as Ole Miss shot just 23.3 percent in the half. The Warhawks cut the lead to as low as 16 in the second half, but that is as close as they would get.

After the two teams traded baskets for the first 10 minute of the second half, the Warhawks embarked on a 6-0 run - fueled by a pair of Fabio Ribeiro layups - to get within 49-33 with 5:14 remaining. ULM held Ole Miss scoreless for over three minutes during that stretch.

A Terrance Henry free throw and a layup from Murphy Holloway catapulted the Rebels back in front 52-33 with 4:21 left.

Henry, a Monroe, La. native, led three Rebels in double figures with 15 points. Nick Williams added 13 points and Dundrecous Nelson chipped in 12 points for the Rebels. Holloway pulled down a game-high 17 rebounds.

The Warhawks shot just 16.7 percent in the first half as Ole Miss stormed out to a 33-11 advantage at halftime. ULM converted 4 of 24 from the field and 1 of 7 from 3-point range. The Rebels countered by shooting 44.4 percent and outgaining ULM 26-12 on the boards.

Ole Miss broke the game open with a 24-6 run over the final 13:18 of the first half. Leading 18-8, Williams scored nine straight points for the Rebels, capped by an old-fashioned three-point play that gave Ole Miss a 24-10 advantage with 7:00 remaining.


The Rebels continued the run spearheaded by an aggressive defense which blocked six shots and forced nine ULM turnovers in the half. The Warhawks managed just one point - a Christian Bibi Ndongo free throw - in the last 7:26 of the half.

No.	ULM	FG	3FG	FT	R	F	TP	A	TO	B	S	MIN
05	Bibi Ndongo, C.	1-3	0-0	2-6	5	2	4	0	1	0	0	21
41	Ribeiro, F.	2-7	0-0	1-2	6	4	5	1	5	0	0	29
11	Winborne, C.	2-6	1-3	1-2	2	3	6	3	1	1	0	23
24	Mingo, H.	1-5	0-2	0-0	0	4	2	0	3	1	1	18
55	Brown, F.	2-12	1-3	2-4	1	1	7	1	1	0	1	25
03	Hansberry, M.	0-2	0-0	0-0	1	1	0	4	2	0	1	15
04	McCray, R.	3-3	0-0	0-2	4	1	6	0	2	0	0	17
10	Mackey, T.	2-7	1-4	0-0	5	1	5	2	1	0	0	22
35	Lindsey, T.	1-4	0-3	1-2	4	3	3	0	1	0	1	30
TEAM		6										
TOTALS		14-49	3-15	7-18	34	20	38	11	18	2	4	200
		(.286) (.200) (.389)										

No.	Ole Miss	FG	3FG	FT	R	F	TP	A	TO	B	S	MIN
01	Henry, T.	3-10	0-3	9-13	4	2	15	3	4	0	0	26
23	Buckner, R.	2-3	0-0	2-2	10	2	6	1	4	2	1	20
31	Holloway, M.	2-4	0-0	2-5	17	0	6	0	1	2	1	32
05	Nelson, D.	4-11	2-8	2-2	1	4	12	0	1	1	2	21
20	Williams, N.	5-11	2-6	1-1	3	1	13	1	2	0	1	31
04	Cox, D.	1-2	0-0	0-2	4	0	2	0	0	0	2	17
12	Aniefiok, M.	0-6	0-5	1-2	2	1	1	0	1	0	0	15
32	Summers, J.	2-9	1-4	0-0	2	4	5	3	2	1	1	27
34	Jones, A.	0-1	0-0	0-0	2	2	0	0	0	2	0	11
TEAM		3										
TOTALS		19-57	5-26	17-27	48	16	60	8	15	8	8	200
		(.333) (.192) (.630)										



2011-12 ULM MEN'S BASKETBALL

Game 2 • Nov. 14 • Fant-Ewing Coliseum • Monroe, La.			
	INDIANA STATE	71	
	ULM	59	

MONROE, La. - Indiana State closed the game on a 13-5 run to defeat ULM 71-59 Monday night inside Fant-Ewing Coliseum. The game was the first of two this season between the two teams as ULM will make a return trip to Terre Haute, Ind. in December.

The defending Missouri Valley Tournament champions shot 45.0 percent from the field and knocked in eight 3-pointers to move to 2-0 on the season. ULM (0-2) countered by shooting 36.8 percent and going 9-of-19 from 3-point range to show dramatic improvement from Friday's season opener at Ole Miss.

Senior guard Fred Brown had season-highs of 15 points, seven rebounds and five assists to lead ULM, while sophomore guard Charles Winborne chipped in 12 points - all on 3-pointers -- for his first double-digit scoring output with the Warhawks.

The Warhawks were within one at 52-51 with 10:09 to play, but that is as close as they would get. Leading 58-54, Indiana State's Jordan Printy drained a 3-pointer from the right corner to kick-start the 13-5 run with 7:12 left in the game. ISU's Dwayne Lathan, a Chatham, La. product, knocked home a pair of free throws to give the Sycamores their biggest lead of the night (71-57) with 1:28 remaining.

Winborne hit 3-pointers on back-to-back possessions, and senior guard Hugh Mingo added a layup as ULM cut the Indiana State lead to 50-48 with 11:14 remaining. ULM got to within one (52-51) on Winborne's fourth 3-pointer of the night. The Warhawks hit seven of their nine 3-pointers in the second half.

Indiana State hit seven of its first 13 shots, including three 3-pointers, to build an early 17-8 lead. Another 3 by Lucas Eitel gave the Sycamores a 20-10 advantage - its largest lead of the half - with 11:34 before the break. The Sycamores had a 34-26 lead at the break.

Carl Richard led Indiana State with 15 points and 10 rebounds, followed by Jake Odum and Printy with 13 points each. Lathan finished the night with nine points, five rebounds and two assists in his return to Louisiana.

No.	Indiana State	FG	3FG	FT	R	F	TP	A	TO	B	S	MIN
34	Walker, M.	3-7	0-0	0-1	3	0	6	1	1	2	0	28
13	Odum, J.	5-9	0-0	3-4	5	3	13	6	1	1	2	35
15	Richard, C.	6-15	1-3	2-2	10	1	15	0	0	1	3	26
24	Printy, J.	5-11	3-9	0-0	4	1	13	2	0	0	0	32
25	McWhorter, S.	3-5	1-1	2-2	2	3	9	2	0	1	0	30
02	Eitel, L.	2-3	2-2	0-0	3	0	6	1	1	0	0	14
05	Gant, J.	0-1	0-0	0-0	2	1	0	0	1	2	0	9
20	Lathan, D.	3-9	1-5	2-2	5	2	9	2	1	1	1	26
TEAM		2										
TOTALS		27-60	8-20	9-11	36	11	71	14	5	8	6	200
		(450) (.400) (.818)										

No.	ULM	FG	3FG	FT	R	F	TP	A	TO	B	S	MIN
35	Lindsey, T.	1-1	1-1	0-0	6	5	3	2	0	0	0	18
41	Ribeiro, F.	3-10	0-0	0-0	4	2	6	1	3	0	0	21
10	Mackey, T.	2-4	2-4	2-2	2	0	8	0	3	0	0	26
24	Mingo, H.	3-13	0-3	0-0	5	2	6	0	3	1	0	28
55	Brown, F.	4-13	2-4	5-7	7	3	15	5	0	0	0	30
03	Hansberry, M.	2-4	0-2	1-1	0	0	5	0	1	0	0	10
04	McCray, R.	2-4	0-0	0-0	3	0	4	0	0	0	0	18
05	Bibi Ndongo, C.	0-1	0-0	0-0	2	0	0	1	0	2	1	23
11	Winborne, C.	4-7	4-5	0-0	0	1	12	1	1	0	0	26
TEAM		4										
TOTALS		21-57	9-19	8-10	33	13	59	10	11	3	1	200
		(368) (.474) (.800)										


Technical Fouls: None

Officials: Gary Maxwell, Steven Anderson, Tony Henderson

Attendance: 1,236

Score by Half

Indiana State.....	34-37	71
ULM	26-33	59

Game 3 • Nov. 16 • Thompson-Boling Arena • Knoxville, Tenn.			
	ULM	62	
	TENNESSEE	85	

KNOXVILLE, Tenn. - Fred Brown scored a game-high 18 points and the Warhawks led by as many as four in the second half, but it was not enough as Tennessee pulled away for an 85-62 victory Wednesday evening inside Thompson-Boling Arena.

The Volunteers shot 57.1 percent from the field in the second half and outscored the Warhawks by 25 points over the final 13 minutes. Tennessee (2-0) finished with a 34-10 advantage in the paint.

ULM (0-3) had its best shooting effort of the season, finishing at 42.9 percent from the field. The 62 points scored were also a season high. Senior guard Hugh Mingo was the only other ULM player to score in double figures, finishing with 11 points, seven rebounds and four assists. Senior center Fabio Ribeiro scored eight points and had seven rebounds.

ULM led by as many as four points (39-35) early in the second half following 3s from Trent Mackey and Charles Winborne. A jumper from Ribeiro gave ULM its final lead at 48-46 with 13:45 remaining.

Tennessee exploded for a 29-9 run midway through the second half to take a 75-57 advantage with 4:44 remaining in the game. The Vols hit four 3-pointers during that stretch and wore down an undersized ULM team in the paint.

Trae Golden, the reigning SEC Player of the Week, led five Tennessee players in double figures with 17 points and 11 assists. Skylar McBees had 15 points, Cameron Tatum chipped in 13 points and Jeronne Maymon and Josh Richardson each had 11 points.

The Vols scored nine straight points - five from Golden - to take a 55-48 advantage. Richardson added a dunk and a 3-pointer to extend the Tennessee to 62-51 with 9:30 left in the game. Tatum added 3-pointers on back-to-back possessions to build the Vols lead to 75-57.

Tennessee finished with a 46-27 rebounding edge and took advantage of it by outscoring ULM 15-4 on second-chance points.

ULM held Tennessee to 31.3 percent shooting in the first half as the two teams were tied 33-all at halftime. Brown scored 10 points in the half, including a pair of 3-pointers to lead the way for the Warhawks, who shot 46.9 percent.

After falling behind 9-0 to start the game, the Warhawks rallied back with a 16-6 run - capped by a 3-pointer from Brown - to take its first lead of the game with 10:25 remaining before intermission. Neither team led by more than four points the rest of the half.

Mingo hit back-to-back shots to give ULM its largest lead of the half at 33-31 with 1:07 left.

No.	ULM	FG	3FG	FT	R	F	TP	A	TO	B	S	MIN
35	Lindsey, T.	1-3	0-1	2-2	4	5	4	0	1	0	1	20
41	Ribeiro, F.	4-11	0-0	0-0	7	3	8	0	0	1	1	33
10	Mackey, T.	2-2	2-2	0-0	1	2	6	1	1	0	1	23
11	Winborne, C.	2-6	2-5	0-0	2	1	6	5	1	0	0	23
55	Brown, F.	6-14	4-8	2-2	1	4	18	2	2	0	2	28
03	Hansberry, M.	2-5	0-1	0-0	2	1	4	2	0	0	0	19
04	McCray, R.	2-3	0-0	1-2	0	1	5	1	4	2	1	23
24	Smith, R.	0-0	0-0	0-0	0	0	0	0	0	0	0	2
24	Mingo, H.	5-12	0-2	1-2	7	2	11	4	0	1	0	27
33	Martin, D.	0-0	0-0	0-0	0	0	0	0	2	0	0	2
TEAM		3										
TOTALS		24-56	8-19	6-8	27	19	62	15	11	4	6	200
		(429) (.421) (.750)										

No.	Tennessee	FG	3FG	FT	R	F	TP	A	TO	B	S	MIN
20	Hall, K.	1-5	0-0	0-0	5	1	2	1	3	2	0	17
34	Maymon, J.	5-6	0-0	1-3	11	0	11	1	2	0	0	23
52	McRae, J.	3-9	1-5	2-2	1	1	9	1	3	2	0	17
11	Golden, T.	5-11	1-4	6-7	3	2	17	11	3	0	0	31
23	Tatum, C.	4-10	3-6	2-3	4	1	13	2	0	0	2	31
01	Richardson, J.	4-7	1-3	2-2	2	1	11	2	0	0	2	18
02	Campbell, G.	0-0	0-0	0-0	0	0	0	0	0	0	0	1
03	Woolridge, R.	0-4	0-2	0-0	5	0	0	0	0	1	0	15
13	McBees, S.	5-11	5-9	0-0	3	2	15	2	0	0	2	30
24	Lopez, B.	0-0	0-0	0-0	0	0	0	0	0	0	0	2
25	Miller, D.	3-4	0-0	1-3	6	3	7	0	0	0	1	15
TEAM		6										
TOTALS		30-67	11-29	14-20	46	11	85	20	11	5	7	200
		(448) (.379) (.700)										

Technical Fouls: None

Officials: Tony Greene, Mike Nance, Chuck Jones

Attendance: 14,751

Score by Half

ULM	33-29	62
Tennessee	33-52	85

Game 4 • Nov. 19 • University Center • Hammond, La.			
	ULM	60	
	SOUTHEASTERN LA.	63	

HAMMOND, La. - Fred Brown had his 3-point attempt rim out at the buzzer as Southeastern Louisiana held on to defeat ULM 63-60 Saturday evening inside the University Center.

Brown took the inbound pass with 5.7 seconds remaining and got a wide-open 3-point attempt that would have tied the game. Brown finished with a team-high 16 points and six assists on 8-of-18 shooting for the Warhawks. Sophomore guard Charles Winborne totaled a career-best 15 points, and sophomore guard Marcellis Hansberry finished with 11 points.

The Warhawks (0-4) trailed 39-27 at the break, but used a strong defensive performance in the second half to get back into the game. ULM got to as close as one at 61-60 with 23 seconds remaining.

The Lions (2-1) looked to be in control up 61-56 with 1:00 remaining before ULM scored four straight points to make it interesting. Hansberry connected on two free throws with 34 seconds remaining, then stole the ensuing inbound pass and dished off to senior forward Christian Bibi Ndongo for the easy lay-in with 23 seconds left.

ULM looked to have another steal with 10 seconds remaining and down 61-60, but Hansberry was called out-of-bounds, giving the ball back to Southeastern Louisiana. Daron Populist converted a pair of free throw attempts to give the Lions their final margin of victory.

Brandon Fortenberry led Southeastern Louisiana with 23 points on 9-of-13 shooting, while Roosevelt Johnson chipped in 20 points and eight rebounds. Populist hit all four of his shot attempts, including three 3-pointers to register 13 points.

ULM used a 10-0 run midway through the second half to cut a 14-point Southeastern lead to four at 47-43 with 9:39 remaining. A layup by Brown and a pair of free throws by freshman Trey Lindsey narrowed the deficit to 50-47 with 6:54 remaining.

Fortenberry had 15 points in the first half and helped Southeastern Louisiana to a 39-27 lead at the break. The Lions shot 56 percent from the field in the half and made five 3-pointers.

After ULM scored the opening two points, Southeastern Louisiana countered with a 13-2 run to take a 13-4 advantage with 14:06 remaining in the first half. Fortenberry and Johnson each had four points during that stretch for the Lions.


ULM answered by scoring nine straight points to cut the lead to 13-11, capped by a jumper from Brown.

The Lions then scored 10 of the next 14 points in the game to build a 23-14 advantage with 7:20 remaining in the half. A Fortenberry 3-pointer gave Southeastern Louisiana its largest lead of the half at 37-23 with just under three minutes left before halftime.

No.	ULM	FG	3FG	FT	R	F	TP	A	TO	B	S	MIN
05	Bibi Ndongo, C.	2-3	0-0	1-2	2	3	5	0	0	1	1	22
04	McCray, R.	2-5	1-4	0-0	0	1	5	1	0	0	0	13
10	Mackey, T.	1-1	0-0	0-0	0	1	2	0	2	0	0	7
24	Mingo, H.	1-5	0-2	0-0	1	2	2	0	0	0	1	17
55	Brown, F.	8-18	0-4	0-0	3	2	16	6	3	0	3	40-
03	Hansberry, M.	4-8	1-2	2-3	5	4	11	2	1	0	1	25
11	Winborne, C.	6-12	3-6	0-0	3	2	15	3	2	0	1	35
35	Lindsey, T.	0-3	0-1	2-2	4	1	2	0	0	0	0	21
41	Ribeiro, F.	1-1	0-0	0-0	3	1	2	0	1	0	1	20
TEAM		3										
TOTALS		25-56	5-19	5-7	24	15	60	12	9	1	8	200
		(446) (.263) (.714)										

No.	Southeastern La.	FG	3FG	FT	R	F	TP	A	TO	B	S	MIN
10	Johnson, R.	7-15	0-0	6-8	8	2	20	0	2	3	0	32
25	Petrovic, J.	1-3	0-0	0-0	5	2	2	0	2	0	0	19
05	Fortenberry, B.	9-13	4-8	1-4	5	0	23	3	1	1	1	38
12	Populist, D.	4-4	3-3	2-2	0	1	13	1	2	0	0	27
22	Campbell, J.	1-4	1-2	1-2	4	0	4	2	4	1	0	32
01	Nelson, T.	0-0	0-0	0-0	2	0	0	0	0	0	0	6
11	Benton, A.	0-3	0-1	0-0	3	0	0	1	1	0	0	19
20	Patterson, D.	0-2	0-1	0-0	4	3	0	5	4	0	1	20
24	Harrel, M.	0-0	0-0	1-2	0	0	1	1	0	0	0	7
TEAM		4										
TOTALS		22-44	8-15	11-18	35	8	63	13	16	5	2	200
		(500) (.533) (.611)										



Game 5 - Nov. 22 - Humphrey Coliseum - Starkville, Miss.				
	ULM		63	
	MISSISSIPPI STATE		78	

STARKVILLE, Miss. - No. 24 Mississippi State used a pair of big runs to defeat ULM 78-63 Monday evening inside Humphrey Coliseum. It marked the end to a tough start to the season for the Warhawks (0-5) in which they played five games in 11 days - four on the road.

The Bulldogs had runs of 14-0 (first half) and 18-1 (second half) to win their fourth straight and improve to 5-1 on the season. The Warhawks did not make it easy though as they led by as many as eight in the first half and trailed just 31-26 at the break.

Senior guard Fred Brown turned in another stellar performance for the Warhawks with a season-high 21 points on 7-of-12 shooting. Brown connected on 3-of-5 from 3-point range while also tallying two assists and two steals.

ULM upped its shooting for the fifth straight game and finished the contest shooting 49.0 percent from the field. Mississippi State countered by shooting 50.8 percent from the field and knocking in 10 3-pointers.

With the Warhawks leading by two, Mississippi State used an 18-1 run to take a 57-42 advantage with 10:10 remaining in the game. The run spanned 5:57 and was capped by a 3-pointer by Dee Bost. Bost led the Bulldogs with 21 points and five assists in the game, including four 3-pointers.

Rodney Hood chipped in 20 points and eight assists and Brian Bryant finished with 17 points, 10 rebounds and four assists for the Bulldogs.

Mississippi State took advantage of its size with a 36-16 advantage in the paint and a 17-3 edge in second-chance points. ULM hung in on the boards against the Bulldogs with just a 32-26 deficit.

Sophomore guard Marcelis Hansberry also had a season-best night with 13 points, while senior guard Hugh Mingo and sophomore guard Charles Winborne each contributed nine points for ULM.

ULM hit four of its first five shots of the game, including a pair of 3-pointers by Brown, to take an early 11-5 advantage. Hansberry scored on a layup with 13:51 to give the Warhawks a 15-10 lead.

Mississippi State reeled off five straight points - all from Jalen Steele -- to tie the score at 15-all with 12:13 remaining in the first half before ULM used an 8-0 run to build its largest lead of the game.

Freshman Trey Lindsey hit a jumper just inside in the 3-point line and R.J. McCray followed with a jumper of his own to vault the Warhawks in front 19-15 at the 9:08 mark of the first half. Hugh Mingo connected on a layup and Hansberry scored in transition to give ULM its largest lead at 23-15 with 7:49 remaining before halftime.

Mississippi State quickly responded, embarking on a 14-0 run spanning over seven minutes, to take a 29-23 advantage. Brown broke the run with a 3-pointer at the 1:18 mark to pull the Warhawks within three points.

The Warhawks opened the second half on 9-4 run to knot the score at 35-all with 16:03 remaining. A jumper by Hansberry gave ULM its final lead at 41-39 with 14:31 left in the game.

No.	ULM	FG	3FG	FT	R	F	TP	A	TO	B	S	MIN
41	Ribeiro, F.	1-1	0-0	0-0	5	2	2	0	3	1	0	24
03	Hansberry, M.	6-13	0-2	1-2	2	1	13	0	0	0	1	33
10	Mackey, T.	2-6	1-4	0-0	3	1	5	3	3	0	0	28
11	Winborne, C.	4-9	1-3	0-0	4	1	9	0	2	0	0	25
55	Brown, F.	7-12	3-5	4-4	2	0	21	2	3	0	2	34
04	McCray, R.	1-2	0-0	0-0	2	1	2	3	2	0	2	22
23	Smith, R.	0-0	0-0	0-0	0	0	0	0	0	0	0	1
24	Mingo, H.	3-6	1-2	2-3	5	1	9	1	0	0	0	16
33	Martin, D.	0-1	0-0	0-0	0	0	0	0	0	0	0	1
35	Lindsey, T.	1-1	0-0	0-0	1	2	2	2	0	0	1	16
TEAM		2										
TOTALS		25-51	6-16	7-9	26	9	63	11	14	1	6	200
		(.490) (.375) (.778)										

No.	Mississippi State	FG	3FG	FT	R	F	TP	A	TO	B	S	MIN
30	Lewis, W.	2-2	0-0	0-0	5	3	4	1	0	0	0	32
00	Steele, J.	3-9	2-7	0-0	2	1	8	5	2	0	0	25
03	Bost, D.	7-16	4-9	3-4	3	4	21	5	1	0	3	31
04	Hood, R.	9-13	2-4	0-0	8	0	20	1	1	0	2	36
22	Bryant, B.	7-11	0-1	3-4	10	0	17	4	0	3	3	35
11	Clayton, R.	0-0	0-0	0-0	0	0	0	0	0	0	0	1
12	Parker, C.	0-0	0-0	0-0	0	0	0	0	0	0	0	1
15	Price, B.	0-0	0-0	0-0	0	0	0	0	0	0	0	1
20	Luczak, T.	0-0	0-0	0-0	1	0	0	0	0	0	0	1
24	Cunningham, T.	0-2	0-1	0-0	0	0	0	0	0	0	0	1
25	Johnson, R.	0-0	0-0	0-0	1	0	0	0	1	0	0	7
33	Smith, D.	3-8	2-5	0-0	1	1	8	4	3	0	0	29
TEAM		1										
TOTALS		31-61	10-27	6-8	32	9	78	20	8	3	8	200
		(.508) (.370) (.750)										


Technical Fouls: None

Officials: Mike Stuart, Pad Adams, Ed Corbett

Attendance: 4,892

Score by Half

ULM 26-37 63
Mississippi State 31-47 78

Game 6 - Nov. 26 - Fant-Ewing Coliseum - Monroe, La.		
	HARDING	
	71	
	ULM	
	68	

MONROE, La. - Sophomore guard Marcelis Hansberry had his 3-point attempt come up short in the final seconds as Harding defeated ULM 71-68 Saturday afternoon inside Fant-Ewing Coliseum.

The Warhawks (0-6) trailed by 11 with 3:24 remaining before making a furious comeback to cut the lead to as close as two. ULM knocked in a trio of 3-pointers during the run and finished 11-of-23 from beyond the arc in the game - the most 3-pointers ULM has made in a game since the 2007-08 season.

Sophomore guard Charles Winborne set a career high with 18 points on 7-of-12 shooting from the field. Winborne is the only ULM player to hit a 3-pointer in all six games this season. Senior guard Fred Brown chipped in 17 points and freshman Trent Mackey scored a career-best 13 points off the bench.

Trailing 66-55, ULM quickly scored five straight points - all from Mackey - to make it a 66-60 game with 2:16 to play. Mackey hit another jumper at the 1:30 mark and Brown knocked home a 3-pointer with 40 seconds remaining to cut the Harding lead to 68-65.

After a pair of free throws from Harding's Weston Jameson, Winborne connected on a 3-pointer to get the Warhawks within two at 70-68 with 19 seconds remaining. Jameson made 1 of 2 from the free-throw line on Harding's next possession, giving ULM the chance to tie the game.

Deantra Scott scored a game-high 24 points to lead four Harding (1-1) players in double figures. Zach Roddenberry contributed 13 points and seven rebounds, while Hayden Johnson and Bradley Spencer each had 10 points.

Harding shot 56 percent in the first half en route to a 40-24 advantage at the break. The Bisons led by as many as 19 (38-19) with 2:08 remaining in the half.

No.	Harding	FG	3FG	FT	R	F	TP	A	TO	B	S	MIN
12	Walters, M.	2-6	1-4	2-2	2	0	7	2	0	1	0	16
21	Johnson, H.	3-6	2-3	2-2	2	2	10	0	1	0	0	24
42	Roddenberry, Z.	6-6	0-0	1-1	7	2	13	1	1	0	0	24
10	Spencer, B.	4-6	1-2	1-2	5	1	10	5	5	0	0	35
14	Jameson, W.	0-3	0-2	3-4	3	0	3	5	4	0	1	35
03	Silverman, A.	0-3	0-2	0-0	2	0	0	0	0	0	0	5
22	Scott, D.	6-10	5-6	7-7	6	0	24	0	1	2	1	25
24	Porter, K.	1-1	0-0	0-1	1	1	2	3	4	0	0	16
32	Brown, D.	0-2	0-0	0-0	0	0	0	0	1	0	0	5
40	Cannon, L.	1-3	0-0	0-0	3	1	2	0	1	0	0	15
TEAM		2										
TOTALS		23-46	9-19	16-19	33	7	71	16	18	3	2	200
		(.500) (.474) (.842)										

No.	ULM	FG	3FG	FT	R	F	TP	A	TO	B	S	MIN
41	Ribeiro, F.	2-6	0-0	0-0	4	2	4	0	1	0	0	14
03	Hansberry, M.	2-6	0-3	2-3	3	1	6	5	2	0	2	33
11	Winborne, C.	7-12	3-6	1-1	0	2	18	4	1	0	1	30
24	Mingo, H.	0-2	0-1	0-0	1	3	0	0	0	0	0	10
55	Brown, F.	7-14	3-6	0-0	1	0	17	1	1	0	1	27
04	McCray, R.	1-2	0-0	0-0	0	0	2	0	0	0	0	16
05	Bibi Ndongo, C.	1-4	1-2	2-2	5	4	5	1	0	4	1	25
10	Mackey, T.	5-9	3-5	0-0	1	3	13	3	1	0	1	27
33	Martin, D.	0-1	0-0	0-0	0	1	0	0	1	0	1	3
35	Lindsey, T.	1-1	1-1	0-0	2	4	3	1	2	0	1	15
TEAM		3										
TOTALS		26-57	11-24	5-6	20	19	68	15	10	4	8	200
		(.456) (.458) (.833)										

Technical Fouls: None

Officials: John Heatly, Mike Millione, Matthew Potter

Attendance: 883

Score by Half

Harding 40-31 71
ULM 24-44 68



TV/RADIO ROSTER



3 • MARCELIS HANSBERRY
Sophomore • Guard
Jackson, Miss.



4 • R.J. MCCRAY
Sophomore • Guard
Grand Prairie, Texas



5 • CHRISTIAN BIBI NDONGO
Senior • Forward
Yaounde, Cameroon



10 • TRENT MACKEY
Freshman • Guard
Tampa, Fla.



11 • CHARLES WINBORNE
Sophomore • Guard
Shreveport, La.



14 • IFE EKE
Sophomore • Forward
Lagos, Nigeria



15 • STEVEN MCCLELLAN
Sophomore • Center
Fresno, Calif.



23 • REGINALD SMITH
Freshman • Guard
Columbia, La.



24 • HUGH MINGO
Senior • Guard
West Monroe, La.



33 • D'ANDRE MARTIN
Freshman • Guard
Monroe, La.



35 • TREY LINDSEY
Freshman • Forward
Austin, Texas




41 • FABIO RIBEIRO
Senior • Center
Caetopolis, Brazil




55 • FRED BROWN
Senior • Guard
West Palm Beach, Fla.



KEITH RICHARD
Head Coach



CORD WRIGHT
Assistant Coach



BRANDON ROBERTS
Assistant Coach